

CANADIAN HOME trends

KITCHEN *inspiration*

CHECK OUT
*this beautiful kitchen
on page 16!*

*ideas
for a backyard
makeover*

DISPLAY UNTIL **JULY 31, 2021**

KITCHENS 2021 \$5.50



PM 41438018



Watch us on TV
or On Demand at
MarcAndMandy.com



WHERE BOTH **STYLE AND**
FUNCTIONALITY MEET.

BRING YOUR DREAM CUSTOM KITCHEN OR CLOSET TO LIFE WITH OUR TURNKEY SOLUTIONS INCLUDING CONSULTATION, DESIGN, DELIVERY, AND A QUICK SEAMLESS INSTALLATION PROCESS. IF YOU CAN DREAM IT, WE CAN *DESIGN IT*.



FIND US AT:

10 OTTAWA LOCATIONS

COVENTRY ROAD | PRINCE OF WALES AT HUNT CLUB | WALKLEY
AT HERON | CARLING AT THE QUEENSWAY | KANATA CENTRUM
| GREENBANK AT HUNT CLUB | LINCOLN FIELDS | TRAIN YARDS

3 GTA LOCATIONS

ETOBICOKE | BRAMPTON | OSHAWA



DYMON

KITCHEN
& CLOSET



DYMON.CA

1-877-DYMONKC (396-6652)





**SUSPENSION
PHYSIOTHERAPY
CALGARY**

Experience the Redcord

Originating in Norway, Redcord is a very new assessment and treatment tool in our Canadian physiotherapy world. The use of suspension to isolate and activate "lazy" muscles might be what is missing on your journey to recovery or wellness.

We are excited to be offering Redcord at **Innovative Sport Medicine** in Calgary for treatment of pain and injuries. Innovative Sport Medicine is a progressive, dynamic, multi-disciplinary clinic with a common goal of making you feel better. Redcord might just be for you.

Come and hang with us!

**www.redcordcalgary.com
403.452.5757**

#110, 6707 Elbow Drive SW, Calgary, AB

Abode Crafted Wood Furnishings

Exclusive dealer of WWW.CARDINALWOODCRAFT.CA



RUSTIC MAPLE Stokenham dining suite



New! Solid maple **MID-CENTURY MODERN** Simo dining suite



MID-CENTURY MODERN Solid maple **TRIBECA** bedroom suite. Choose wood stain colour. Headboard choice of wood, fabric or leatherette!



Exciting **SPRING** Savings!



Maple **CONTEMPO** metal arc Livingroom
Choose stain and from 5 colours of metal



Trafton Sofa & Chair
comes in 3 Leather colours
at 25% off

North American Made, **Genuine Leather**
Mid Century Modern style Sofa & Chair



Solid maple **STEEL CITY** style condo storage bed suite



Exclusive dealer of
WWW.HANDSTONE.CA

CHARCOAL MAPLE Rafters dining suite



25% off

North American made swivel & accent chairs or power recliners. Over 700 fabrics available

Solid wood
FURNITURE
Canadian
Made!



30% off

Solid Maple Canadian made home/**EXECUTIVE OFFICE DESKS**

CANADIAN MADE SUITES 35% OFF



ON SALE



Solid maple **CHATTANOOGA** dining suite

(306) 934-1733

819-2nd Ave North, Saskatoon

(previously Oaksmith Interiors)

www.SaskatoonFurniture.ca



**SALE ENDS
SAT MAY 29**



IN THIS ISSUE...

KITCHENS 101

#trending

Designer Jo Alcorn shares her favorite kitchen trends. **16**

Refresh Your Kitchen

Designer Karla Dreyer shares her favorite design tips for your kitchen! **34**

Ultimate Design Competition

Two designers face off with design concepts for a modern kitchen. **36**

Accessible Delight

A 1920s kitchen gets a modern update. **40**

Kitchen Reno Advice

Experts answer your questions about kitchen design and renovations. **42**

Kitchen Update

Update your kitchen with a revolutionary new interior film! **44**

Rustic Yet Modern

Kitchen designer Eva Chmielowiec shares a stunning ski chalet kitchen project. **46**

Kitchen Trends

Designer Glen Peloso shares trends to watch for kitchens in 2021. **98**

DESIGN & DÉCOR

Explore Décor

Designer Jillian Straky shares her favorite #shoplocal finds! **18**

Ask A Mortgage Expert

Using the equity in your home wisely! **62**

Ask A Luxury Home Builder

What sets a luxury home builder apart? **64**

We Love

Favorite picks from our editor! **66**

It's A Breeze

Selecting the right hardwood floor for your lifestyle! **68**

Custom Elegance

Should I build or should I renovate? **74**

Trendsetters

A look inside the work and lives of some of the industry's most innovative thinkers. **78**

HOME WE LOVE

Farmhouse Fresh

Michelle and Kenny Gemmill makeover a southern Vancouver home! **20**

Connected To Nature

Creative planning creates a dream home on a narrow shaped lot. **24**

Peaceful Bliss

A master bedroom becomes an oasis for the busy parents of three teenage children. **28**

Gray & White

An ensuite gets a cloud-like makeover. **32**

OUTDOOR LIVING

Evelyn's Double Take

Designer Evelyn Eshun shows you two gorgeous looks for your front door! **48**

Outdoor Bliss

Four Canadian designers share their inspiration for Canadian home exteriors. **52**

Creating An Oasis

Turn your backyard into your own personal oasis this summer! **56**

Love Your Home

Experts share advice for updating your outdoor living spaces. **58**

LIVE BETTER

In The Kitchen

Delicious recipes to spice up your next home-cooked meal. **86**

Tips & Tricks

Improve your life with these tips from our experts! **90**

Well-Being

Improve your health and wellness. **94**



GET LOST IN THE MAKING, NOT THE AFTERMATH.

The KitchenAid Dishwasher with FreeFlex™ Third Rack features the largest third rack available* for all of your culinary tools, from prep to table.

With a FreeFlex™ Third Rack that has a deep, angled design that fits 6" dishes, an Advanced Clean Water Wash System that uses microfiltration to continuously remove food particles, and a Leak Detection System with sensor alert and protective drip tray that provides peace of mind, this innovative third level rack dishwasher makes cleanup an afterthought.



 @kitchenaid_ca

Visit kitchenaid.ca for more details!

KitchenAid®

*Among leading brands based on volume

OUR CONTRIBUTORS



Jo Alcorn

*STYLE EDITOR FOR
CANADIAN HOME TRENDS*

*Alcorn Home
www.alcornhome.com*



Evelyn Eshun

*DESIGN & EVENT EDITOR
FOR CANADIAN HOME
TRENDS*

*Evelyn Eshun Interior Design
www.evelyneshun.com*



Glen Peloso

*NATIONAL DESIGN EDITOR
FOR CANADIAN HOME
TRENDS*

*Glen Peloso Design
www.glenpeloso.com*



Karla Dreyer

*DESIGN EDITOR FOR
CANADIAN HOME TRENDS*

*Karla Dreyer Design
www.karladreyerdesign.com*



Tracey Brock

*Dominion Lending Centres
Mortgage Plus
www.traceybrock.ca*



Randy Spracklin

*Newfound Builders
www.newfoundbuilders.com*



Eva Chmielowiec

*Heritage Finishes
www.heritagefinishes.com*



Jillian Straky

*HouseWears
www.housewears.ca*



Rob Thomas

*Chef Rob
www.chefrob.ca*



Belynda Chen

*Belynda Chen Interiors
www.belyndacheninteriors.com*



Michelle Finnermore

*Michelle Finnermore Interiors,
www.finnermoreinteriors.com*



Gabriele Pizzale

*Pizzale Design Inc.
www.pizzaledesigninc.com*



Kelly Penuita

*DecoChic Interiors
www.decochicinteriors.ca*



Nicole Varga + Trish Knight

*Knight Varga Interiors
www.knightvarga.com*



Red Barrinuevo

*Redesign4More
www.redesign4more.com*



Susan Jomba

*Distinct Interior Design
www.distinctinteriordesign.ca*




MountainHouse[®]
furniture

Showroom Open Year Round | 4611 Manhattan Road SE, Calgary, AB, T2G 4B3
403-455-9288 | sales@mountainhousefurniture.com | www.mountainhousefurniture.ca



THANK
YOU!



FOR VOTING US

TOP CHOICE
INTERIOR DESIGN
SERVICES OF 2020
IN THE GTA

NOW OFFERING
E-DESIGN PACKAGES



PROVIDING RESIDENTIAL
AND COMMERCIAL INTERIOR
DESIGN SERVICE



LIONSGATE
DESIGN

"Creating *Timeless*
and *Elegant* Interiors"

CONTACT US FOR MORE INFORMATION
www.LionsgateDesign.ca
reception@lionsgatedesign.ca

CANADIAN
HOME
trends

Vol. 16 Issue 4
Kitchens Issue 2021

Editor-in-Chief Marc Atiyolil
www.MarcAndMandy.com

Associate Design Editor Crystal Williams

National Design Editor Glen Peloso

Diy Editor Nicholas Rosaci

Design & Event Editor Evelyn Eshun

Style Editor Jo Alcorn

Food Editor Chef Rob Thomas

Design Editor Karla Dreyer

Copy Chief Lorraine Jolicoeur

Photographer Larry Arnal

Art Director Micheline Gosselin

Contributors

J. Alcorn, J. Straky, Z. Kassam,
D. Peterson, B. Chan, M. Gemmill,
D. Ernjakovic, R. Shore, K. Dreyer,
G. Pizzale, G. McDaniel, S. Jomba,
R. Barrinuevo, K. Penuita, T. Knight,
N. Varga, E. Eshun, C. Hancock,
R. Spracklin, J. Turgeon, H. Vassos,
E. Blas, M. Voth, R. Jonas,
L. Schellenberg, M. Freedman,
G. Pershick, B. Cheng, B. Allen and
M. Finnamore

Media Sales Inquiries:

Canadian Sales Office:
Ph: 1-866-984-0940

sales@canadianhometrends.ca
www.canadianhometrends.com

Production and Design
Marc Atiyolil Media Inc.

Published by:
Marc Atiyolil Media Inc
Box 7, 20 Centre Ave, Blumenort, MB R0A 0C0
1-866-984-0940 – FAX 204-346-9099
Email info@canadianhometrends.ca
www.canadianhometrends.com

To Subscribe Call:
1-866-984-0940

All rights reserved. The contents of this publication may not be reproduced in whole or in part without the express written consent of the publisher.

Canadian Home Trends Magazine makes every effort to ensure the accuracy of the information it publishes, but cannot be held responsible for any consequences arising from errors or omissions.

Publications Mail Agreement No. 41438018

Return Undeliverable Canadian Addresses to:
Canadian Home Trends Magazine
Box 7, Blumenort, MB R0A 0C0

**LEARN TO SELL YOUR HOME
FOR MAXIMUM PROFIT.**

maxnetprofit.com

This information is proudly offered by Geoff Pershick of EXP Realty.

2021 COLOUR OF THE YEAR

DANCING IN THE RAIN
C20-6-0844-0

DANCING IN THE RAIN, the colour of hope and comfort in one exquisite hue. Beauti-Tone's colour of the year for 2021 brings tranquility and calm to any room and unites us all with a peaceful yet joyful state of mind.



Available exclusively at Home Hardware and Building Centre locations.
Actual paint colour may not be as shown.





Kitchens

are at the heart of our homes and now more than ever, they are at the center of the activity in our homes! So many of us had long forgone the art of baking and cooking and opted for faster alternatives but as we spend more time at home these days, the kitchen is once again becoming a place where we cook, bake, gather with the family, work from home and more!

As the girls get older, they have grown to love baking and preparing dinner parties! Ella (5) and Emilie (3) are quite the party planners! Their guest list might be a little exclusive (their parents and the occasional stuffed animal) but I have to say their knack for décor is impressive! These events happen a couple times a week and the course changes from an array of plastic food items to actual food they grab out of the fridge. I once attended a party in my gym area where the main course was sliced cheese paired with iced tea poured from their plastic kettle. Now, I'm one of those dads that gags at the sight of improper food handling so you can imagine my face as I tried to "eat" the cheese that their dirty little fingers laid on the plastic plate. Did I mention they also invite the dog to these dinner parties?! I took one bite and who knew that the one piece would be surprisingly filling!

As a family, we've also been baking up a storm these past few months. The kids seem to love making cookies, cakes and cupcakes. I attempted to make a cookie with them over an open fire at the cottage in a cast iron skillet. Sadly, that was an epic Pinterest fail! What seemed like a great idea turned into a smoky mess, but we had a lot of fun. Thank goodness for modern technology as I think I would starve if I had to make food on an open fire. I have always been more of a stove top or BBQ kind of guy.

As we adapt to the new normal, remember to plan out that kitchen renovation as a space you will be spending more time than usual in. I like that we are now customizing our homes to our current needs as opposed to planning out a renovation based solely on resale value.

Marc Atiyolil.com

MARC ATIYOLIL
 Editor-in-Chief
 marc@CanadianHomeTrends.com

meal prep tips for

healthy habits



Avoid the "I'm too tired to cook" takeout run by preparing multiple meals at once and dividing them into Rubbermaid TakeAlongs Meal Prep containers! TakeAlongs Meal Prep containers are microwave-safe (reheat only), dishwasher-safe (top rack) and freezer-safe!

Bored with eating the same meals over and over? Meal prep and exchange with a friend or neighbor!

Made too much? When meal prepping, set aside leftovers in Rubbermaid TakeAlongs On-the-Go containers to create meals you can share with someone in need or a senior (socially distanced of course)!



Make it fun! Set up a facetime call with another family member who meal preps and use that time as a social activity as you each meal prep "together."

Rubbermaid TakeAlongs Meal Prep containers and On-the-Go containers are available at major retailers. - Rubbermaid, www.rubbermaid.com



Design. Build. Project Management.

34 years international multi-site project management and operations

In-house Engineers, Architectural Technicians, PMP and P.GSC by Canadian Construction Association

Featured in magazines, TV and newspapers

Fine Custom Homes and Boutique Custom Renovations

Building Trust. Creating a Lifestyle.



Tel 416.777.2324 Dir 416.886.2290
 4632 Yonge Street, Suite 202, Toronto, ON M2N 5M1
 Email info@ambassadorfinecustomhomesinc.com
ambassadorfinecustomhomesinc.com

Multi Award Winning
 Company including
 Best Custom Home
 in Canada





#trending with Jo Alcorn

HOME TRENDS' STYLE EDITOR SHARES
HER FAVORITE KITCHEN DESIGN TIPS

LIGHT IT RIGHT

Lighting is also key in a kitchen, as it becomes hanging art and a staple within the overall design concept. Lighting can also be a great way tie together two different styles. This kitchen's transitional rustic style is complemented by industrial touches for a very unique and coherent look.



EMBRACE OPEN CONCEPTS

An open concept means you can gather in two great spaces simultaneously, tending to kitchen duties while still watching over the entire family.



THINK INSIDE THE BOX

Hidden gems behind the cabinet doors make this kitchen a space one loves to work in! This kitchen includes soft closing drawers, organization systems, and even a hidden drawer fridge.



PLAN FOR WEAR AND TEAR

This rustic table disguises wear and tear and is a beautiful focal point which helps move the eye around the entire open concept kitchen.



Space Designed by Jo Alcorn,
www.alcornhome.com, Photography by
Jason Hartog, www.jasonhartog.com



Delivery available Canada wide



canadianappliance.ca

NOVA SCOTIA

Halifax

29 STORES

MANITOBA

Winnipeg

QUEBEC

Montreal, Longueuil, Laval,
Quebec City, Gatineau

BRITISH COLUMBIA

Coquitlam, Surrey, Vancouver

ALBERTA

Calgary, Calgary South,
Edmonton, Edmonton North

ONTARIO

Toronto, Etobicoke, Mississauga, Brampton, Oakville, Scarborough, Hamilton,
Kitchener, London, Markham, Vaughan, Whitby, Barrie, Ottawa West, Ottawa East



Explore Décor

Jillian Straky
HOUSEWEARS
www.housewears.ca

JILLIAN STRAKY SHARES SOME OF HER FAVORITE CANADIAN FINDS



These cheery, reusable and natural beeswax food wraps are an excellent alternative to plastic wrap. The heat of your hands naturally warms the wax around any container, and they smell heavenly! I also love their fresh lemon pattern and variety of sizes! - Nobu & Ting, www.nobuandting.ca, Photo by Heidi Lau Photography



Black and white patterns are great for modern spaces! These hand-painted pots are made in Niagara, Ontario and come in a variety of sizes, colors and patterns that you can mix and match for a beautifully curated plant display! - Common House Studio www.commonhousestudio.ca



This stunning glass light fixture is locally made by Soffi Studio Home, an Ontario company known for creating outstanding sculptures, installations and decorative objects in blown glass and metal as well as breathtaking lighting - Soffi Studio, www.soffistudio.com

Between the harsh winter weather and the frequent use of hand sanitizer, our skin is just screaming for a little self-care and Bee by the Sea offers the perfect remedy! This Ontario-based company blends the incredible healing powers of honey and sea buckthorn to produce an exceptional line of all-natural body lotions, butters, soaps, and oils, which smell and feel heavenly! - Bee By The Sea Natural Products, www.beebythesea.com



This locally manufactured Kait swivel chair is a gorgeous choice for any home! Available through designers, this piece can be custom-made in a wide variety of fabrics and leathers! Do you love the feel of a feather down sofa but without the feathers? There are some amazing down alternatives available as well! - Whittington & Company, www.whittingtonco.ca



UNLIMITED PERSONALIZATION AND CUSTOMIZATION

Technology and design working seamlessly together
to bring your style to life



HOME 'N TECH INC.

647-962-0515
homentech.com

Home Automation, Multi room A/V, Home Theatres, CCTV, Structured Cabling
New Construction and Retrofit | Fully Insured "Over 25 Years Experience"



MICHELLE &
KENNY GEMMILL



Farmhouse Fresh

TEXT Zakiya Kassam | PHOTOGRAPHY Tracey Ayton





This neighborhood is what you would call an urban countryside, complete with flatlands, stables, and low speed limits for the sake of the horses that roam the streets. "The lot we bought is a very rare, regular-sized city lot, but in this special neighborhood," says Michelle Gemmill. "The home has five bedrooms, five bathrooms, and is just over 3,000-square feet." Michelle and Kenny Gemmill purchased the home with plans to renovate. "You can't have basements in this area due to the flood risk, so we reversed the floor plan to have what would normally be in our basement on the top floor," she says. "The home is three floors, with the living room on the main floor, bedrooms upstairs, and the spare and rec rooms on the top floor."





In keeping with the aesthetic of the neighborhood, the couple set out to design a modern farmhouse. "It was a new style for us, but we ended up loving it," says Michelle. She mentions that the main floor is her favorite. "We love to entertain and it's a really great room for that, with all the big windows that help bring the outside in." In addition to areas for lounging and dining, the main floor accommodates a spacious kitchen. "I love the luxe feeling of the black cabinets, paired with the raw wood open shelves for the farmhouse vibe. We also were able to sneak a pantry in, which has become a 'must have' when designing kitchens ever since." In place of upper cabinets, the Gemmills opted for minimalistic floating shelves. "Open shelving





helps to increase the size of the kitchen optically, and I also find it so practical to have your daily-use items within arm's reach and not behind a door," she says. Michelle credits Union Wood Co. for the floating shelves and CF Interiors for the bar stools. "I really think you have to pick the right stools to go with your kitchen; it can make or break it visually." Though the couple splurged on marble countertops, the kitchen island is Caesarstone. "Being our main workspace, I wanted the island to be durable and bulletproof. Marble is beautiful but high maintenance—and expensive." The Gemmills also splurged on appliances, tile, and special millwork. "We were lucky to partner with Jillian Harris and her team on finishings in the house."



Connected to Nature

BY DESIGN



Whether it's a new home or renovation, we begin the design with the same approach. We look for opportunities to relate the landscape with the architecture and interior. We start with the obvious common ground to be found between people, plants and trees. Simply, our need for natural light, water and air. With this common need in

mind, it is possible to use a single design gesture to integrate the landscape with the building.

We often encounter long, narrow lots. Homes on these thin rectangular sites can suffer from a lack of light in the middle of the floor plan. There are a variety of ways to solve this problem. Full time artificial

lighting would allow you to see comfortably in the middle of the house. But this is no substitute for natural light that shifts in color and intensity. In this project, we adapted a time-tested architect's strategy to solve this problem. The sun exposure from the south has the greatest intensity. In fact, a home's interior could overheat in the summer with





a large south facing window. Thankfully, a deciduous tree provides shade onto the glass. In winter, the leaves are gone and the interior receives the light and long shadows created by a low sun elevation. The deciduous tree we chose was a Japanese Maple for its red color and the sculptural qualities of its branches in winter. The window brings light from the second floor down into the middle of the ground floor kitchen area. We also used a Cut-Leaf Sumac tree to perform the same task.

You might ask how do the trees benefit? Every building must make a choice about where to place the rainwater. Down a drain and into a sewer is one choice. Onto the adjacent property is a choice that will not make your neighbor happy. Water from your downspouts and into a rain barrel is an excellent choice. Ideally, this stored water is used to irrigate a garden. Our solution is to use the roof to immediately direct the stormwater into a landscape. The maple and sumac trees from our example are fed water from the roof. The roof may seem flat until you are inside and notice the ceiling slopes





dramatically towards the ravine. On other occasions, the ceiling is lower and intimate toward the bed and then rises into the ensuite bathroom where a tall window offers views of the landscape. While our approach to design does not exclude a grand stair, fireplace or kitchen, it does not rely on these elements to create a beautiful and memorable home. We talk to the homeowners about the experiences of a space. The view from the living room window will be full of red in autumn just before the sumac sheds its leaves. While soaking in the bathtub in the evening, the sunset seen through the trees is calming. You will also be sheltered under the large overhang while watching and listening to the rain as the water descends from the roof into the ravine.

Our homes are the buildings we know best. Ideally, they should offer us everyday experiences that are uplifting. There are many good reasons to have nature all around us, and the empirical evidence has been mounting over the last decade. We are happier, healthier and more productive when we have nature nearby. When you consider your custom home or house renovation you may want to splurge on the bathroom and kitchen. Include in your design thinking the light into the space and what might reside outside it. This relationship will never go out of fashion and will serve you for many years to come. - David Peterson Architect, www.davidpetersonarch.ca



Relax
IN STYLE

Cozy Decor and Design
Accessories up to

65%
OFF

www.ShopCHT.com

shopCHT.com

MARC
& MANDY
show



Home • Décor • Food
Fashion • Family

Visit www.MarcAndMandy.com
to Watch On Demand

Telesteps shopCHT.com
ENGINEERED CLIMBING

CANADIAN HOME trends Regal ideas
Crafting Crystal Real urbaness® Ovens

204 CONTAINER
HOMES [Peels](http://Peels.com)
"It's Always Container Fun, Mandy"

COMING MARCH 2021
COTTAGE
SPECIAL EDITION & OUTDOOR LIVING

100+

pages of inspiration and advice for
your cottage, vacation home and
outdoor living spaces!

www.CanadianHomeTrends.com

BROUGHT TO YOU IN PART BY

LAKESIDE
ARCHITECTURE INC.

SUNSPACE

PEACEFUL

bliss



This master bedroom is an oasis for the busy parents of three teenage children and is designed to be a place where they can escape from the stress of life. It is a peaceful, cozy space that allows the couple to truly rest and relax away from the chaos outside.

The master bedroom previously had large pieces of furniture making the room feel overcrowded and tight. Given the small footprint of the space, we allowed the space to feel more open by adding smaller scale furnishings which are more in line with the proportions of the space.

The homeowner loves blues, grays and yellows. The home is primarily neutral and she wasn't interested in a neutral palette in this space. She wanted to incorporate color. The designer selected a deep, rich blue for the feature wall and brought in blues, yellows and warm gold finishes to let the room shine.

Made from sustainably harvested local hardwoods

*Direct from the
Sawmill*

Solid & Engineered Hardwood Flooring



TILLSONBURG
1300 Jackson Sideroad, Courtland, ON
519.688.3553

KITCHENER
1580 Huron Road, Petersburg, ON
519.696.2424

BASS LAKE
4071 Digby Drive, Orillia, ON
705.326.3965

 **BREEZEWOOD**
FLOORS
www.breezewoodfloors.ca





Space Designed by Belynda Chen
www.belyndacheninteriors.com,
Photography, Heidi Lau Photography,
www.heidilau.com

The modern, paneled feature wall is the perfect focal point to anchor the soft gray channel bed. With the white furnishings and white paint color on the adjacent walls, painting the feature wall a deep rich blue added depth and drama, creating a cozy space. Coordinated elements, such as accessories, pillows and wall art, enhance and harmonize that design element.

Not only was the designer able to create a sanctuary for the homeowner to escape to within her home, the beautiful space was also created on a budget by incorporating a mixture of high and low pieces, splurging on the bed, feature wall and barn door but saving on furniture and accessories. The resulting space is proof that mindful spending and thoughtful design go a long way.





Award Winning
Builder
2019, 2018 & 2015

**RIDGESTONE
HOMES**

f i t in

WWW.RIDGESTONEHOMES.CA



Award Winning
Renovator
2020, 2018 & 2016



CALL TO SCHEDULE A COMPLIMENTRY IN-HOME CONSULTATION 905.264.7880

GRAY + WHITE

as a color palette



The homeowners, two busy accountants with two teenage kids and two dogs, wanted an ensuite retreat to at the end of a busy day. Their request was a white bathroom that didn't feel cold or overly modern. To stay on budget, most of the plumbing fixture locations were kept in their original place. One item that was moved was the tub filler. The previous location created challenges with the flow of the space so the tub filler was relocated into the corner. The homeowners wanted a large shower with controls at one end and the showerhead at the other, so a wall was built and some plumbing was moved to accommodate this request. Now the homeowners can control the water temperature before getting soaked!

The renovated ensuite features soft white tiles and finishes and offers plenty of storage. The vanity is fitted with integrated storage for the various hair tools and bath products. It was important to provide niches for soaps and robes but keep a clean look so additional space between the studs of the built-out wall was used to create integrated storage. A tall linear shower niche and robe niche were also included in the design plan.

The doorless, curbless shower is a favorite element for both the designer and homeowners. The subfloor had to be modified to accommodate the required slope but the results were well worth the effort. This really opens up the space and improves the flow and function of the entire ensuite.

Space Designed by Diane Ernjakovic, One Three Design Inc, www.onethreedesign.ca
Construction by The Radke Group of Companies
In Collaboration with Rachel Shore, Shore and Co. Interior Design Build



Photography: Stephani Buchman, www.stephanibuchmanphotography.com



**GET ON THE
"MUST-SEE" LIST.**

**WANT IT SOLD?
WE CAN HELP.**

**DON'T LEAVE YOUR
EQUITY BEHIND!**



PREPARING YOUR PROPERTY FOR SALE

416.928.2999

www.advantagestaging.ca

michelle@finnamoreinteriors.com



@therealgotogirl



Michelle Finnamore Interiors



kitchen refresh

with Karla Dreyer

Karla Dreyer

Karla Dreyer Design
www.karladreyerdesign.com

CREATE A NEEDS LIST Consider how you function in your kitchen. For example, do you have a large family and mostly cook at home? Do you need a large fridge or do you love cooking and a gourmet stove is important to you? Is having a large kitchen island you can sit around a priority? Knowing how you live in the space and what is most important will help in making decisions on where to spend and where to splurge.



GET CLEAR ON YOUR STYLE I always suggest that homeowners go on an app like Pinterest and save 5-10 images of kitchens they love. This exercise will help them get a clear understanding of the style they are gravitating towards. For example if all the images are of white kitchens with subway tiles, then they know not to get distracted with looking at colored cabinets. This will greatly help in the design process and keep everyone on track.

the look

When it comes to creating a timeless, luxurious kitchen, nothing beats the look and feel of custom furniture-style cabinetry! In this kitchen, it's all about details. From framed cabinet doors to stunning moldings and elegant hardware, every aspect of this kitchen is meticulously thought out to create a stunning space you'll love for many years to come.



A FUNCTIONAL FLOOR PLAN

You will need to have a detailed floor plan drawn up so that you can get a sense of the flow of the kitchen. Is that dreamy 10 foot island going to fit? Each home and floor plan are unique. Is it an open space? How does the 'working triangle' look in your kitchen?

MATERIAL SELECTION It's important to have an overall plan of how the materials work together. For example, you will want to see how the cabinet style and color, work with the backsplash tile and countertop. Knowing your style is a great start but it's important to make sure you love the materials going into your kitchen. Also consider other decorative items at this time such as pendant lighting and bar stools.

PATIENCE Kitchen renovations can definitely be a lesson in patience as during the renovation we don't have access to the room in our home we use the most. Keep your eye on the long-term plan and know you'll be enjoying a kitchen you love that suits your needs and aligns with your style.
- Karla Dreyer, www.karladreyerdesign.com

the look This kitchen, which won a 2020 CHBA Award for Best Kitchen Renovation, is the perfect example to show that a sleek, modern kitchen doesn't have to be boring! Glossy blue cabinets mixed with pale wood tones and a gorgeous backsplash create a stunning space that is bright and airy with just the perfect amount of fun!



the look Over recent years, high gloss flat panel kitchens have been a popular choice but today, many homeowners are choosing a more subtle matte finish that offers that modern, minimalistic look without the constant fingerprints that are a concern with high gloss finishes!



The Door Maker, www.doormaker.ca



AllModern, www.allmodern.com



Handstyle Fine Hardware, www.handstyle.ca



KitchenAid Refrigerator, KitchenAid Dishwasher, KitchenAid Commercial-style Range
KitchenAid, www.kitchenaid.ca



Jo Alcorn

Jo Alcorn
www.alcornhome.com

Inspired by a gorgeous KitchenAid Commercial-style Range in Ink Blue, this modern farmhouse kitchen definitely offers plenty of WOW factor! Crisp white cabinetry is contrasted by a dark, dramatic backsplash. Traditional textiles, a gorgeous apron sink and wood finishes create a warm, moody look with rustic charm, perfect for a family to hangout in! Two-tone detailing on the hardware brings a touch of gold into the space in a subtle way for a hint of luxury that doesn't distract from the feel of the space.

The Loo Store
www.theloostore.com



HanStone Quartz, www.hanstone.ca

Wayfair, www.wayfair.ca



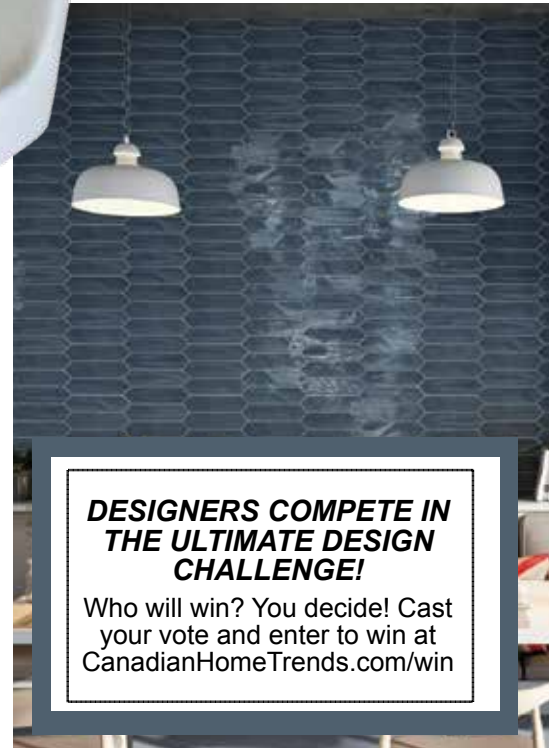
M2 Tile & Stone, www.m2tilestone.com



Tonic Living, www.tonicliving.ca



M2 Tile & Stone, www.m2tilestone.com



DESIGNERS COMPETE IN THE ULTIMATE DESIGN CHALLENGE!

Who will win? You decide! Cast your vote and enter to win at CanadianHomeTrends.com/win



elite
Kitchens & Bathrooms

604-533-4541

sales@elitekitchencentre.com

#101-6010 196th Street
Langley, BC V3A 5X3

**Let's Talk about Your Dream
Kitchen and Bathrooms**

We provide free estimates to clients throughout Vancouver, Surrey and Langley

Call us today to see how Elite Kitchen & Bathroom can help you create the custom kitchen or bathroom you've always wanted!

www.EliteKitchenCentre.com

Marine Serica
The Door Maker
www.doormaker.ca

The Door Maker, www.doormaker.ca

Circa Lighting, www.circaighting.com

Ciot, www.ciot.com



Gabriele Pizzale

Pizzale Design Inc.
www.pizzaledesigninc.com

Inspired by a diner from the 1960s, this kitchen is the perfect place to showcase the KitchenAid Commercial-style Range in Passion Red! A graphic patterned floor creates a fun vibe without competing with the stunning red range. Cabinetry in contrasting colors continues that theme, with white cabinetry with dark countertops, contrasted by a dark island with a terrazzo countertop! Sleek black hardware and stainless steel appliances finish the look with an air of urban sophistication.

Hale Navy
HC-154
Benjamin Moore
www.benjaminmoore.com

Cambria, www.cambriausa.com



Handstyle Fine Hardware, www.handstyle.ca

KitchenAid Commercial-style Range
KitchenAid, www.kitchenaid.ca



KitchenAid Dishwasher
KitchenAid, www.kitchenaid.ca



KitchenAid Refrigerator
KitchenAid, www.kitchenaid.ca



BLANCO, www.blanco.com

Ciot, www.ciot.com

DESIGNERS COMPETE IN THE ULTIMATE DESIGN CHALLENGE!

Who will win? You decide! Cast your vote and enter to win at CanadianHomeTrends.com/win

renoz

design centre

The ultimate design & reno centre.

At Renoz Design Centre we aim to bring the construction industry together under one roof.

- Shared Workspace & Private Offices
- Design, Build & Architectural Professionals
- Products From Top Brands
- Member Discounts



Grand opening, June 1st, 2021.

Over 12,000 sqft of space.

www.renozdesigncentre.com
6325 Dixie Rd #10, Mississauga, ON L5T 2E6
844-819-RENO(7366)



ACCESSIBLE *delight*

Prior to the renovation, this home from the 1920s was in desperate need of more natural light and better accessibility. The homeowner specifically required a larger, bright open kitchen and an accessible bathroom on the main floor. The first step in making this possible involved adding a 90 square foot addition to the home which required the installation of engineered beams to support the addition and the floor above. The additional space allowed for the creation of a bright, open space with large windows, wide passage ways and a 5 foot doorway into the kitchen for better wheelchair access.



The kitchen space, which won the Kitchen Renovation of the Year for Alberta award in September 2020, is designed to be wheelchair accessible but also provide plenty of space for entertaining with a large island where guests can gather and double French doors leading to the rear deck. Large windows were added, allowing for plenty of natural light within the space, creating an open and airy feeling. Large doorways and wide access areas around the cabinets allow for ease of use and access.

When renovating an older home, it's

important to try to create a seamless feeling between the existing and renovated areas of the home. For this project, site finished oak hardwood floors were selected to match the existing main floor. These were tied into the existing floor and then refinished for continuity. The kitchen also features Maple painted cabinets which offer excellent durability and Caesarstone countertops that are very low maintenance and easy to clean to ensure the space is both functional and easy to maintain! - Garth McDaniel, Allenbrook Homes, www.allenbrook.ca



SUPERIOR SOLUTIONS

CONTRACTING



WHETHER IT'S RENOVATIONS OR ELECTRICAL WORK, WE OFFER THE SUPERIOR SOLUTION.

Our award winning services offer an innovative and professional approach to your home renovations.

Our goal is to provide exceptional craftsmanship, efficient project management, and a positive customer experience.

✓ Licensed ✓ Insured ✓ WSIB



📞 (905) 550-2077

✉ info@superiorsolutionscontracting.ca





Reno Spotlight

An outdated kitchen was given a fresh new look with new white shaker style cabinetry and Calacatta Quartz countertops. A beautiful yet subtle Marlow smoked textured subway tiled backsplash adds a touch of sophistication to the space. With functionality in mind, the Island is outfitted with a sink, dishwasher and pendant lighting. A custom-made desk adjacent to the microwave makes it easy for kids to do homework in this beautiful and functional kitchen. - Superior Solutions Contracting, www.superiorsolutionscontracting.ca

KITCHEN *advice*

Granite is one of the most popular countertop choices because of its durability, but this also means you'll want to select a countertop that you will love for many years!



There are a few things to consider when selecting the best countertop for your kitchen!

CABINETRY COLOR To create a cohesive look, select a granite that includes your cabinetry color in the mix. This could be the main color in the granite, or if you are looking for more contrast, it could be a color in the veining.

LIGHT OR DARK Lighter colors are a great choice if you are working in a small space or a kitchen with minimal natural light as lighter colors will help keep the space bright and airy. Dark colors are a great way to add drama and contrast, especially in a kitchen with lighter cabinetry. Of course, if you are embracing the black cabinetry trend, a lighter color countertop may be the thing you need to create that contrast!

PATTERNS Granite typically comes in three patterns: solid, speckled and marbled. Solid granite has very little color variation and is a great choice for small spaces where busy patterns might be overwhelming. Speckled granite offers a classic look with plenty of color variations that add interest while marbled granite offers a more subtle variation in color for an elegant, modern look. - Take Us For Granite, www.takeusforgranite.ca




shopping AROUND

Shopping for new appliances can be an overwhelming endeavor. There are many new technologies available that can improve both the functionality and style of your kitchen. Before beginning your kitchen design plan, it is important to select the appliances you want to include to ensure you are able to plan the layout and space accordingly. With 29 stores across Canada and delivery

available Canada wide, the expert staff at Canadian Appliance Source can help you find the perfect appliances for your kitchen no matter what your budget and style! - Canadian Appliance Source, www.canadianappliance.ca

DIY REFACING KITCHEN CABINET DOORS



150+
colours

Browse our large selection of flat, shaker, and raised panel cabinet doors. Your cabinetry can be custom-designed online with our Build a Door tool. All orders over \$750 ship free across Canada!



The
Door
Maker

(289) 562 - 0023

www.doormaker.ca



20%
off

With Promo Code:

HOMETRENDS

Offer Expires Dec 31, 2021

Kitchen UPDATE

WHAT IS INTERIOR FILM?

Bodaq Interior Film is a lightweight self-adhesive stretchable high-quality refinishing material for interior design and decoration. Interior film can be applied on any surface, whether it is flat or curved. It also precisely imitates textures of wood, stone, marble, metal, fabric, and so much more.

WHERE CAN INTERIOR FILM BE USED IN A KITCHEN?

In a kitchen, the interior film can be applied basically on everything - kitchen cabinets, cupboards, kickboards, countertops, backsplash, appliances, ceiling, walls and floors. Interior film is a great solution when you already have a kitchen that functions great for you, but its design is outdated or just dull. Bodaq Interior Film is a great refinishing solution that also gives homeowners the opportunity to implement unique textures to surfaces. For example, you could make kitchen cabinets look like cement, wrap a fridge with black marble, or install a leather pattern on a countertop. The possibilities are endless and limited only by your imagination.

HOW DO I CARE FOR SURFACES TREATED WITH INTERIOR FILM?

Interior film is easy to clean, and it will maintain its perfect appearance for a long time. Regular cleaning can be done with a soft sponge or cloth. If stains appear on the surface, it is better to use a melamine sponge and not regular erasers or scrubbers to prevent scratches. For stubborn stains, mix ethanol and water 1:1. Avoid the use of harsh chemicals and protect surfaces from hot or sharp items to keep your surface scratch free. - Nelcos, www.nelcos.com





Design | Approvals | Construction Review

David Peterson Architect

Modern Custom Homes Connected to Nature

E-mail: davidpetersonarch.ca call 416. 524. 6277



Visit www.davidpetersonarch.ca
davidpetersonarchitect



Rustic yet MODERN

DESIGNER EVA CHMIELOWIEC
FROM HERITAGE FINISHES
SHOWCASES ONE OF HER
RECENT PROJECTS TO USE AS
INSPIRATION FOR YOUR NEXT
KITCHEN RENO.



the look


Located in a stunning Beaver Creek Valley ski chalet, this kitchen is the perfect mix of rustic texture and sleek modern finishes! A highlight in this space is the white oak shelves, island accents and pantry that we hand brushed to give them a very textured look that brings character and warmth while providing excellent contrast with the dark cabinetry! - Heritage Finishes, www.heritagefinishes.com

designer



EVA CHMIELOWIEC
CANADIANHOMETRENDS.COM





The finest
selection
of natural
stone for
interior
walls!



Beauty
Set in
Stone.

EVELYN'S DOUBLE TAKE

DESIGNER EVELYN ESHUN CREATES TWO UNIQUE LOOKS FOR YOUR FRONT DOOR INSPIRED BY BEAUTI-TONE'S DESIGN ROOTS COLLECTION.

URBAN FARMHOUSE

A front door in a fresh light blue-green color is happy and bright against the white siding and black accents which give this house an urban farmhouse look with a clean contemporary feel. Adding abundant bushes of lobelia bring a country feel to this front door.

Door Color, Make A Splash DR121-1, Beauti-Tone, www.beauti-tone.ca; Hardware, Emtek, www.emtek.com; Lighting, Living Lighting, www.livinglighting.com

BOLD CLASSIC

A red door is a classic and timeless way to make a statement for just about any home. Pairing a bold red door with soft gray siding gives the home a modern touch while shiny brass hardware adds a feeling of classic luxury. A collection of planters of colorful flowers adds a touch of fresh, wild abandon while still being very organized and elegant.

Door Color, Sizzle DR76-3, Beauti-Tone, www.beauti-tone.ca; Siding Color, Into the Deep, DR44-4, Beauti-Tone, www.beauti-tone.ca; Lighting, Living Lighting, www.livinglighting.com; Hardware, Rocky Mountain Hardware, www.rockymountainhardware.com; Floral Image, Style Motivation, www.stylemotivation.com

Color confidential

White Chocolate
Beauti-Tone
www.beauti-tone.ca

Beyond Beautiful
Beauti-Tone
www.beauti-tone.ca

Comfort
Beauti-Tone
www.beauti-tone.ca

TRADITIONAL CHARM The traditional farmhouse style is a great choice for a country home or cottage. For an updated look, select a neutral color with white trim and add a pop of subtle color in the shutters!



White Rabbit
Beauti-Tone
www.beauti-tone.ca

Little Black Number
Beauti-Tone
www.beauti-tone.ca

Blank Canvas
Beauti-Tone
www.beauti-tone.ca

TIMELESS CRAFTSMAN Crisp bright white against a stunning blue is a classic combination that will never go out of style! Add a stately wooden door and accents in natural stone veneer for a look that is both elegant and timeless!

Iced Queen
Beauti-Tone,
www.beauti-tone.ca

Making Waves
Beauti-Tone,
www.beauti-tone.ca

MODERN MINIMALISM For a modern, minimalistic look, pair sleek, clean lines with a monochromatic palette of white, gray and black! Natural grasses and wooden decking add a welcoming touch of warmth to this otherwise cool look.



LITTLE BLACK NUMBER

ADD A MODERN TOUCH TO ANY OUTDOOR LIVING SPACE WITH A BIT OF BLACK! HERE ARE SOME OF OUR FAVORITES FOR ANY BUDGET!



\$119
IKEA, www.ikea.ca



\$310

Lighting, Living Lighting
www.livinglighting.com

Little Black Number
Beauti-Tone
www.beauti-tone.ca

\$284

Perigold, www.perigold.com

Sabrina Soto, www.sabrinasoto.com

\$1,118



\$541.97

\$474

Lighting, Living Lighting
www.livinglighting.com

Lighting, Living Lighting
www.livinglighting.com

\$686



\$449

Crate and Barrel, www.crateandbarrel.ca



\$1,349.99

Scenario Home, www.scenariohome.com





CUSTOM CABINETRY, ARCHITECTURAL MILLWORK & FULL RENOVATION SERVICES



OUTDOOR

bliss




Contemporary MODERN


This contemporary exterior concept features a flat roof and a creamy white as the primary color to bring the structure visually forward and add a touch of luxury. Coral White LedgeStone adds texture and a subtle range of color for added elegance. Accents in wood and contrasting dark colors also add an inviting warmth. - Susan Jomba, Distinct Interior Design, www.distinctinteriordesign.ca



Overhead Door, www.overheaddoor.com



ChamClad, www.chamclad.com



ChamClad, www.chamclad.com



Erth Coverings, www.earthcoverings.com



Avenue Lighting, www.avenuelighting.com



Home Depot, www.homedepot.ca

Adex, www.adex.ca

Erth Coverings, www.earthcoverings.com



Benjamin Moore
www.benjaminmoore.com

CLEAN Rustic



In an effort to marry two different styles, this home exterior offers a warm feel through rustic touches and a nod to a contemporary structure. The exterior finishes were highlighted with clean, but varying lines to draw the eyes around and enjoy a full view of clean finishes and simple design. - Red Barrinuevo, Redesign4More, www.redesign4more.com



Crate and Barrel, www.crateandbarrel.ca



Maibec, www.maibec.com

Union Lighting and Furnishings
www.unionlightingandfurnishings.com





CREATE AN EXPERIENCE

Enjoy the quality of your home or cottage space without worry of wind, rain, stinging insects or harmful UV. With an array of products we can create a customized, seamless experience between the indoors, adding both beauty, value and family comfort.



1 800 755 3365 | sunspacesunrooms.com



natural ELEMENTS

Natural elements like wood and stone are perfect exterior options for a rustic modern home. Blustone paired with cedar siding gives us the feeling of being surrounded by mountains and forest. The rugged coolness of the stone is balanced by the warmth and softness of the wood. Pops of any color can easily be added to this otherwise neutral background. - Kelly Penuita, DecoChic Interiors, www.decochicinteriors.ca

Erth Coverings, www.earthcoverings.com



Home Depot, www.homedepot.ca



Home Depot, www.homedepot.ca



Robinson Lighting Centre
www.robinsonlightingcentre.com



San Cedar Direct, www.sancedardirect.com



JYSK, www.jysk.ca



Home Depot, www.homedepot.ca



Erth Coverings, www.earthcoverings.com



Marvin Windows, www.marvin.com

modern FARMHOUSE



Masonite, www.masonite.ca



Rejuvenation, www.rejuvenation.com



Atlas Pots, www.atlaspots.com




The Modern Farmhouse architectural style for homes is having a moment right now. It looks as good in the city as it does in the country, or as a vacation property on a lake or ocean. The modern farmhouse blends simple lines with natural materials, colors and textures. - Trish Knight and Nicole Varga, Knight Varga Interiors, www.knightvarga.com



Beauty. Time. Strength.

60 Lancing Dr., Unit 1, Hamilton, ON * www.takeusforgranite.ca * info@tufg.ca * 905-387-8613



2050 Steeles Ave W.
Unit 1, Concord, ON
www.getfloored.design
info@getfloored.design
905-669-8255



ROCK THE TOP
Custom Stone Countertops
2050 Steeles Ave W. Unit 1, Concord
info@rockthetop.ca * 905-669-8255
www.rockthetop.ca


Never Taken for Granted. Always...Take Us For Granite!

We are a countertop fabrication and installation and flooring retailer and installation company with two locations. Take Us For Granite services the Hamilton and Greater Golden Horseshoe area and Rock The Top services the Greater Toronto Area for all your stone fabrication and installation needs including countertops, fireplaces, outdoor bbqs. We work with natural and man made stones including granite, marble, quartz, quartzites, and, porcelain. Get Floored services the Greater Toronto Area and the Greater Golden Horseshoe area for all your flooring needs including hardwood, vinyl, laminate, and carpet.

creating an oasis

the perfect pool

A swimming pool is the ultimate addition to your backyard, offering hours of fun and entertainment for the whole family! Shipping container pools are an affordable and easy way to add the luxury of a swimming pool to your backyard oasis. Available in a variety of lengths, widths and depths, your shipping container pool can be completely customized to suit your needs with windows and energy efficient heating systems for cooler nights and cooler climates! - 204 Container Homes & Pools, www.204containerhomes.com



PRO TIP

Maintaining a pool or even a hot tub can be a lot of work and it takes time away from enjoying your outdoor oasis! Consider enlisting the services of a professional pool maintenance company who can help determine a maintenance schedule that is best for your particular pool, take care of regular cleaning and maintenance and let you know if there are any issues or repairs that need to be done. This allows you to enjoy your pool without worrying about time wasted on maintenance.

- Custom PoolCare
www.custompoolcare.ca



the space

A backyard oasis should be an extension of your home, offering space for a variety of activities including entertaining, lounging, dining and more. Your deck or patio area will be the main gathering place for family and guests alike. Western Red Cedar is a popular choice for decks because of its timeless look and natural beauty. Responsibly sourced Western Red Cedar boasts a net carbon sink and is naturally resistant to rot, insects, decay, moisture and therefore lasts longer, requires less maintenance and doesn't need chemical treatment. - San Cedar Direct, www.sancedardirect.com

Container Pool Benefits



lounging

When the goal is to create a space you will want to spend plenty of time in all summer long, it is important to select furniture that is both stylish and comfortable. Keep in mind that you will want pieces that offer the opportunity to lounge and relax along with pieces that offer places to sit and eat as well. Select pieces that offer high quality construction and materials to ensure your outdoor furniture can withstand the elements and remain looking and functioning nicely for many summers to come! - Mountain House Furniture, www.mountainhousefurniture.ca

EASY TO SET UP AND INSTALL

A shipping container pool comes as a fully functional unit with plumbing, heating and electrical systems already installed as well as other features. With this pool, all you need to do is get the foundation ready.

CUSTOMIZABLE FOR MORE STYLISH SHAPES AND DESIGNS

Shipping container pools can be modified to accommodate the specific style and functionality that you want. You can have a divider included in the pool so that one part is the pool and another a hot tub. Also your pool can be customized with LED lighting and even front windows for close monitoring of the happenings inside the pool.

MORE AFFORDABLE THAN MOST CONCRETE SWIMMING POOLS

Thousands of shipping containers are dumped every day for sale as second-hand items. This abundance has made shipping containers readily available and thus very affordable.

DURABLE Shipping containers have a very tough exterior that is made of prefabricated steel and welded together. These containers are sturdy, robust and hardwearing. For those living in disaster-prone areas, a shipping container is a convenient option for a swimming pool. They are built to withstand the harshest weather conditions, such as hurricanes and earthquakes. In other words, containers are built to last. - 204 Container Homes & Pools, www.204containerhomes.com



Splash of Charm

LET US PAINT YOUR KITCHEN CABINETS

-or- Join our Cabinet Transformation Program



Instagram icon | LinkedIn icon | splashofcharm

416-672-0588

E-mail: info@splashofcharm.ca

Lionsgate Collective Building | 2222 South Sheridan Way - Unit #118

love your HOME



outdoor paradise

This beautiful project was created with the homeowner's goal of using unique inlays, a sunken living area with a pergola and privacy wall. The experts at Prelude Decks and Fences created a 3D design that the homeowners fell in love with. They started by installing Helix Screw Piles (5,000 lbs. capacity each) to give the deck a solid foundation and from there they built and installed pressure treated wood beams and pressure treated wood joists covered with G-Tape which provides a water proofing membrane and adds extra life to the treated wood. They then chose the gorgeous natural looking Coast Line with Island Oak borders deck boards from the TimberTech AZEK Vintage Collection. The AZEK deck boards are made of 54% recycled PVC with seven different color variations within each board therefore no two boards look alike. It comes with a 50-year fade and stain warranty making them a great option for this low maintenance deck! The boards were fastened with a TimberTech AZEK CONCEALoc fastening system along with a Cortex Plug. Prelude Decks and Fences also created a unique design at each end of the deck as well as inlays and a herringbone design. To create a unique look, a different style of stairs with the boards going in different directions, and complementary outdoor lighting (In-Lite Hyeve 22 RVS) was added. The Pergola was built with treated posts and beams then wrapped with AZEK PVC to match the deck and was finished with a stylish privacy wall. The homeowners can now enjoy their new outdoor oasis for years to come. - Prelude Decks and Fences, www.preludedecksandfences.com

CELEBRATING 15 YEARS of design and renovation inspiration



Designer Brian Gluckstein on our Trends 2020 cover!

Throw Back to 2009



DON'T MISS AN ISSUE!
Subscribe Today For Just \$15
www.canadianhometrends.com/promo




Keep Safe Inside!



Keep Intruders Out!

Our 3-Point Locking system and indestructible stainless steel screen protects you and what matters most!



Unobstructed view with full ventilation



Heavy duty stainless steel hinges



High tensile .035 stainless steel woven mesh held with our patented multi-point clamping system



Dual rubber weather stripping & bottom brush sweep

SAFE-T-SCREEN



STOP Break-ins Before They Occur



Protect Your Home & Family

- SAFE-T-SCREEN DOORS & WINDOWS
- WINDOW GUARDS
- ORNAMENTAL SCREEN/STORM DOORS
- SECURITY GATES & ACCESSORIES
- PEACE OF MIND



HomeStars

www.metalexdoors.com

1-888-605-6061



Noticing a need in the marketplace for easy to install, affordable and flexible outdoor living space solution, Sunspace is introducing a new concept for 2021: the Sunspace SunLounge! This maintenance free aluminum deck features strong structural aluminum beams with acrylic privacy walls and windbreaks. Built using Sunspace's AlumaDeck material, the deck is slip resistant and will never need to be painted or stained! The pre-manufactured pieces are bolted together on-site and can be typically installed in four hours by a trained crew! Designed for outdoor use, the deck can be installed directly on level ground or a sand beach. Once assembled, the SunLounge can easily be picked up and moved from one location to another with the help of a few friends! It's the flexible, affordable and low-maintenance deck option homeowners have been searching for! - Sunspace Sunrooms, www.sunspacesunrooms.com



"I AM WORKING FROM HOME AND NEED TO MAKE AN OFFICE IN MY KITCHEN. HOW CAN I ACHIEVE THIS WITHOUT TAKING AWAY FROM THE FUNCTIONALITY OF MY KITCHEN?"

As we move into a lifestyle that expects more from our home, an office kitchen is a functional and desirable solution. Whether you have a small area or enough space to build a home office, the

juxtaposition of kitchen and office is very advantageous. There are a few ways to add a home office in your kitchen without taking away from the functionality of the room. First, it takes some decluttering and organizing. Our custom designers can help find the perfect solution to maximize your space in the kitchen and make it more functional and stylish so you can love every inch of your home.

OUR EXPERT DESIGNERS CAN HELP IN THREE WAYS

1. Purposeful planning of counter space is important so that these do not end up as dead zones in your kitchen. Adding a pull-out desk for times you will need to work, is a great addition for your multi-functional kitchen. This is ideal for smaller kitchens and condos.
2. A breakfast nook is a perfect place to take advantage of a kitchen office. Add a custom bench, cabinets, open shelving for books and a printer, and a great countertop dedicated for working comfortably from home. Adding a beverage area is also a great idea!
3. Another great area for a kitchen office is right beside the kitchen. The pantry can be extended into a working area for yourself, spouse, or children without taking out the dining table. This is a more focused zone but also allows you to add more functionality into your room. - DYMON Kitchen & Closet, www.dymon.ca



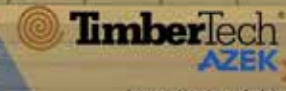


**PRELUDE
DECKS**

PRELUDEDECKSANDFENCES.COM



Luis Almeida
PRELUDE DECKS
204.999.5904
la@preludebuilders.ca



Prelude is a Certified
Platinum Installer for the
Timbertech Azek Brand.

Installers of Aluminum Handrails



**MARCIA
BERGEN**
WINNIPEG REALTOR

204-960-6872



Century 21 Bachman & Associates
360 McMillan Ave Winnipeg, MB R3L 0N2
marcia.bergen@century21.ca





BASEMENT *check up*

Your basement can provide valuable extra living space within your home and finishing your basement is a decision many are embracing this year. Unfortunately, a wet or damp basement can lead to a number of issues that can affect your health and cause costly damage to the materials you use in your basement! The clearest indication that you may have issues in your basement are the presence of cracks in the wall or floor. Another indicator can be the presence of musty odors in your basement. If these issues exist, it is important to work with an experienced team to repair and waterproof your basement before renovations begin to ensure the money you invest in finishing this space is not wasted! - Act Fast Water Proofing, www.actfastwaterproofing.ca

HOME *automation*

BEFORE



AFTER



Technology has always been intended to improve and simplify our lives. Today, nearly every aspect of your home can be controlled by an app. Your lighting, heat, security systems, window shades, TVs, audio systems, and more can be easily monitored and controlled from an app on your phone. The problem is that many people find that setting up and operating multiple smart home technologies and apps becomes a hassle. This is where the Crestron Home system comes into play! Crestron systems can be used for your home or office and allow you to bring all of your smart home features together into one easy to use app with no programming required! This allows you to create a unique experience specific to your own needs, without the hassle of setting up and maintaining multiple apps at once! - Home N' Tech, www.homentech.com



TRACEY BROCK
MORTGAGE BROKER

ASK A MORTGAGE EXPERT:

HOW TO USE THE EQUITY IN YOUR HOME WISELY

At this time of the year, many homeowners reach out to me looking for ways to use the equity in their homes. They are considering renovations, have credit card debt, or simply want to invest in a new home or send their child to University. Everything is on the table.

Mortgage Brokers have the tools and expertise to assist you with your goals, wants, and needs. We have a mortgage for that, and utilizing the equity in your home wisely, is a great place to start!

Equity is the difference between the amount of the mortgage you have on your home, and the appraised market value. With home prices in major suburban areas and now even in more rural areas, increasing year after year between 10 – 13%, most Canadian homeowners have available equity.

There are many options to consider when refinancing the mortgage on your home. As Mortgage Brokers, we look at the big picture. We listen to you and review your financial position, tailoring our recommendations based on the information you provide. It may mean refinancing your first mortgage, adding a Home Equity Line of Credit, or obtaining a second mortgage. All are possibilities when using your available equity.

For renovating, a Home Equity Line of Credit (HELOC) is a flexible mortgage solution. It allows you to access the money when you are ready to begin. Interest is paid only on the funds used and as a fully open mortgage you are able to pay it to a zero balance at any time with no penalty. Most importantly, it is a revolving account, allowing you access to the funds again and again, for the next project on your to do list.

A HELOC is also great for taking out money to invest or consolidate debt. However, when circumstances lead you to need a different solution, a second mortgage or refinancing your first mortgage should be considered.

With debt consolidation specifically, many borrowers do not realize that the interest calculated on a credit card compounds on a daily basis. This means each unpaid balance on any one credit card is being charged interest on interest every single day! Know your mortgage, know your options. - Tracey Brock, Dominion Lending Centres Mortgage Plus, www.traceybrock.ca, 10304 Independently O/O

No septic?


Modern and environmentally friendly toilet solutions

INCINERATINGTOILETS.COM


The Best Alternative to Composting Toilets!

The Cinderella incineration toilet is an easy to use, easy to install plumbing-free solution. Just like being at home.




No waste handling, only one teacup of ash after one weeks use of four people 

Safe for children 


High capacity | 3 - 6 visits per hour 

No odour 

No frost protection needed 

Water supply & drainage connections not required 

Requires little space 

Electric and propane models available 



WHEN CHOOSING
HELICAL PILES,
WE ARE MORE THAN
MERE INSTALLERS.

**WE ARE THE PILLARS
OF YOUR PROJECTS.**

Extension projects? Building a
cottage or a patio? **Opt for the
best screw piles on the market!**

GOLIATHTECH
SCREW PILE SYSTEM

OVER
15
YEARS
EXPERIENCE IN THE
FIELD

**GOLIATHTECH PILES MEET ALL OF THE STANDARDS
FOR CANADIAN CONSTRUCTION MATERIALS**



www.goliathtechpiles.com



(587) 317-6620



/GoliathTechCorporation



@goliathtechinc

WHY IS THE QUALITY OF HELICAL PILES IMPORTANT?

At GoliathTech our piles are made from superior quality steel so you can count on stronger piles for your helical pile foundation. Our piles (up to 4 1/2" size) have steel with a minimum yield of 60 ksi which makes them more competitive than the 50 ksi yield industry standard. In practical terms, GoliathTech's smaller piles can therefore provide the same yield as other larger piles, allowing homeowners to benefit from significant savings. At GoliathTech, we guarantee that our helical piles have been hot-dipped and galvanized to ensure they last for 100 years! From design to installation, GoliathTech combines engineering and innovation to guarantee a solid foundation that surpasses the highest industry standards. Our certified installers are fully trained and use cutting-edge equipment to guarantee optimal anchoring of each pile. - GoliathTech, www.goliathtechpiles.com

EXTENSION PROJECTS?
BUILDING A COTTAGE
OR A PATIO?
OPT FOR SCREW PILES!



ASK A LUXURY BUILDER:
WHAT MAKES A LUXURY HOME BUILDER?

IS THERE A BIG DIFFERENCE BETWEEN A LUXURY HOME BUILDER AND OTHER HOME BUILDERS?

Honestly, the main difference is in what they specialize in. A luxury home builder specializes in luxury homes and will often carry fewer projects but with a much larger scale than those of a typical home builder.

A more important difference, no matter what type of home you are building, is the difference between an experienced home builder and someone that just calls themselves a builder. You can have a very experienced home builder that doesn't focus on luxury homes, and regrettably you will find inexperienced home builders who specialize in luxury homes.

Too often in today's market, you will find guys that call themselves builders, but they don't have the know-how, the years of experience, and preferably the education followed up with years of experience building homes. They depend on the integrity of their subcontracted tradespeople to do the work for them and hope that all of it will come together and make the builder look good. - Ambassador Fine Custom Homes Inc, www.ambassadorfinecustomhomesinc.com



smarter.loans

Find **ANY** loan in Canada.

 @SmarterLoansCanada
 @smarterloans
 @Smarter_Loans
 @smarter.loans
 @SmarterLoans

www.smarter.loans



RBC
Insurance

Mark Freedman Insurance

Advisor offers clients the best possible protection for all of their **insurance needs**. Our expert staff has the knowledge to handle everything from the most simple policy to the most complicated package.

Contact us to get a **free** estimate today.

www.markfreedmaninsurance.com | 416-262-9811



www.CustomPoolCare.ca

Call 905.370.2398

Everything Pool & Spa

We CARE about your POOL

Custom PoolCare provides residential services and supplies for everything pool and spa throughout southern Ontario. Service and exceptional personal attention for the customer is our #1 goal.

**OPEN
CLOSE
RENOVATE
SERVICE**

Find all your pool supply needs at our retail location!

350 John Street, Unit 12
Thornhill, Ontario
L3T 5W6



WE *love*

EDITOR'S PICKS FOR
WHAT'S TRENDY IN 2021.



Laguna COLLECTION

This sophisticated dining space is part of the Laguna Collection, an artistically elegant collection of furniture for your bedroom, living room and dining room! The collection features a mid-century inspired design that blends eclectic metal work and handcrafted solid wood with attention to detail that provides for timeless style and quality. - Abode Crafted Wood Furniture, www.saskatoonfurniture.ca



The Massage Pro LX Massage Chair is the perfect massage chair for small or busy spaces where a smaller footprint is needed. The LX features a walking track that fits the human body curve from the shoulder and neck to the tailbone and heating therapy points at the neck, shoulder, waist and buttocks to relieve pain and promote blood circulation. The LX offers 8 cm deep massage with intelligent body detection for a massage experience that is as close as possible to a hand massage. USB charging, zero-gravity and Bluetooth music features make this a well rounded massage chair the whole family will love. - The Massage Pro, www.themassagepro.com



Keep Safe Inside!



Keep Intruders Out!

Our 3-Point Locking system and indestructible stainless steel screen protects you and what matters most!



Unobstructed view with full ventilation



Heavy duty stainless steel hinges



High tensile .035 stainless steel woven mesh held with our patented multi-point clamping system



Dual rubber weather stripping & bottom brush sweep

SAFE-T-SCREEN

No Bars! No Grilles!
Clear View Stainless Steel
Screens

With crime being at an all time high, it is more important than ever to protect your home. Safe-T-Screen is a product that prevents home break-ins and complements your existing alarm system. Alarms are effective at letting you know that a break-in is happening but doesn't prevent it like the Safe-T-Screen! This product not only keeps intruders out, it also provides care-free ventilation for windows and doors without compromising your family's safety. - Metalex, www.metalexdoors.com

HOUSEWEARS

INSPIRED DESIGN SINCE 2004 residential | commercial



housewears.ca

Out of our area? We can help anywhere!
e-housedesign.com

follow us at   
519-735-4003



Modern, contemporary, transitional or traditional;
we have all kind tastes you will fall in love with...



77 Lakeshore Rd. West, Unit 6C, Oakville, ON L6K-1C9
905-766-2828
handstylefinehardware.com

it's a BREEZE

Everyone's home is unique to them and their family and there is a hardwood floor for every lifestyle!



PRO TIP

It is important to consider the direction in which you install your hardwood flooring. If your space is long and narrow, installing the boards parallel to the longer walls can make the room feel even more narrow. While more of a challenge for the installer, laying the floor on a diagonal can make a narrow room feel wider.

Small Spaces

When looking to install hardwood flooring in smaller spaces, you might consider choosing lighter-toned woods, such as Ash and Maple. The lighter hues of these hardwoods can make a small room feel more open and therefore, seem larger.



Basement or Cottage

Due to the fluctuating humidity levels found in basements and cottages, the best choice for these spaces is engineered hardwood flooring. Because of the multiple crisscross layers of engineered hardwood flooring, these floors are more dimensionally-stable than solid hardwood floors and resist warping or significant expansion and contraction due to fluctuations in humidity and temperature.

Another thing to consider when choosing hardwood flooring for your basement is the color. While light-colored wood floors can brighten up a dark basement room, dark woods can lend a feeling of warmth and coziness to an otherwise cool lower level room.



Let's be honest...pets and young children can be hard on your home and specifically, your flooring. For this type of household, it's best to choose a hardwood floor that either offers hardness and durability or a finish that disguises dirt and scratches. Hickory and Hard Maple are two of the hardest North American hardwood species, making them the most resistant to scratches and dents. The specific finish on a hardwood floor can disguise scratches that may occur. Wire-brushed is a popular finish that creates a multi-dimensional and slightly weathered look to hardwood floors. It is because of this additional visual texture given to the wood that scratches and dirt are not easily seen. Another choice for a busy household would be to consider a hardwood floor that is finished with our Pioneer Oil repairable finish. This very low sheen matte finish hides scratches and marks quite well and with a Pioneer Oil Maintenance Kit, these floors can be repaired and restored.

Pets and Children



on the *horizon*



Remon Hanoun and the team at HomeReno Direct have been working in the home renovation industry for the past decade as a general contractor specializing in kitchen, basement and bathroom renovations. Over the years, Remon and his team noticed a common issue in the renovations industry. For the homeowner, the process and experience during the initial stages of a renovation was inconsistent and stressful. With no professional setting to conduct business in, homeowners had to visit multiple material vendors when making selections and as the contractor, this also took valuable time away from current projects. Realizing the benefits of offering these processes under one roof, the HomeReno Direct showroom was opened in Mississauga in 2015 to much praise. Homeowners were now able to visit the showroom where all necessary services and selections were available in one place, simplifying the process for both the homeowner and for the contractor!

In 2021, HomeReno Direct is preparing to offer this solution to the rest of the home renovation industry, allowing renovators to provide a consistent, convenient and professional renovation experience to homeowners through the Renoz Design Centre! Opening in June of 2021, the Renoz Design Centre will offer a 13,000 square



foot one-stop shop solution for home renovation projects! The Centre will become a space that designers and renovators can use to facilitate all elements of a renovation, allowing them to offer their clients a more streamlined, professional experience.

Memberships with month-to-month or annual options will include 24/7 access to fully furnished and regularly cleaned varying levels of office space (shared desk, dedicated desk, semi-private office, private office), in-house design services, business-class

copier/scanner/printer services, high-speed internet, access to a boardroom with a TV for presentations, a fully functional kitchen, access to a design showroom with a wide variety of materials and fixtures for selection during a renovation and discounts on home renovation materials and fixtures sold by Renoz. Homeowners will also be able to visit the Renoz Design Centre to browse and buy materials and find a renovator or designer for their project! - Renoz Design Centre, www.renoz.ca

From harvest to home. Local and sustainable.

 **SAN CEDAR DIRECT**
a division of San Group Forestry Products Inc.



sancedardirect.com


*Know Your Mortgage
Know Your Options*



TRACEY BROCK MORTGAGE BROKER

as featured as an expert on the **Marc & Mandy** show

416.788.6207 | www.traceybrock.ca

 Tracey Brock is my Mortgage Broker

 mtg.guru  Tracey Brock



Dominion Lending Centres Mortgage Plus 10304
Independently Owned & Operated



Cottager's DREAM



WHY THESE ISLAND COTTAGERS SAID NO TO A COMPOSTING TOILET AND A SEPTIC SYSTEM.

For many years Steve and Brigitte had a dream of owning an island cottage in Northern Ontario. In the Spring of 2020 that dream came true on Whitson Lake, Sudbury, Ontario. The cottage was what they always wanted, a place to relax and enjoy with family and friends.

As with every cottage this was no different in that it needed some upgrades plus a little TLC. One of the biggest immediate needs was upgrading the waste solution. Being on an island usually means paying out tens of thousands of dollars to have a septic solution installed, digging a good size hole for an outhouse, or settling for a composting toilet.

In this case the property would not accommodate a septic due to its size and proximity to the water. The previous owner had started with an outhouse which later had to be decommissioned due to the rocky soil and having no where else to dig a big hole. From there they decided to install an RV toilet inside the cottage that emptied into a holding tank they called the "blue honey wagon." It sat below the cottage and after every weekend or when the tank filled up, they would disconnect it and take it on their boat to the mainland to dispose of the waste. Having owned an RV for many years, Steve and Brigitte were all too familiar with emptying out a black water tank and wanted nothing to do with that experience now that they had their dream cottage. "At least in an RV you can drive it to the disposal area," they said. Hauling the honey wagon full of waste to a disposal station was not something they wanted to spend time doing while on vacation.

So, Steve and Brigitte started researching composting toilets to find out how they worked and what kind of maintenance was involved. They soon realized that this was not what they wanted for their cottage or as Brigitte put it "Composting toilets are more

complicated than we thought they would be." Given the cooler climate in this part of the world, many do not realize that for many composting toilet models, the process of breaking down the waste only starts in the toilet and a lot of it happens after you dispose of it. The maintenance and user experience are much more involved when owning a composting toilet to ensure that there is no smell, and the waste stays dry so it can break down.

While continuing to investigate options for their newly purchased cottage, Brigitte's brother asked if they had considered the Cinderella Eco incineration toilet. A waterless toilet solution for on and off the grid locations. Excited to find out there was another option they set out to learn more about these Cinderella incineration toilets. They quickly discovered that Cinderella Eco incineration toilets are a world class, environmentally-friendly, complete waste solution made in Norway for the last 20 plus years and that Incinerating Toilets Inc. out of Ontario was running a contest. They knew right away that a Cinderella incineration toilet was the right solution for them, so Brigitte entered the ugliest outhouse contest. A couple weeks later after working tirelessly to get the most votes, they were declared the winners.

With the help of Kegel Heating and Cooling, the new solution was installed within a few hours. We followed up with Brigitte and Steve and this was their comment. "You come here and really; it feels like home. The Cinderella incineration toilet is just way simpler, especially compared to a composting toilet."

"It definitely will make it so much easier and encouraging to come to camp (the cottage) for us and our guests and not have to worry about how to dispose of the waste from the tank or how to use the composting toilet." - Incinerating Toilet, www.incineratingtoilets.com/ca



Owned and Operated by Local Mennonites

In business for over 40 years.

Our product line consists of solid wood furniture, primarily from pine, oak, maple and other woods.


Regular and custom finishes available.

Custom orders are gladly accepted. Interior Decorator on site.




Furniture for Home, Office, Commercial
and Restaurant. 13.000 sq.ft. showroom

 250 Pinebush Rd, Cambridge, ON, N1T 1Z6

 519-622-7041

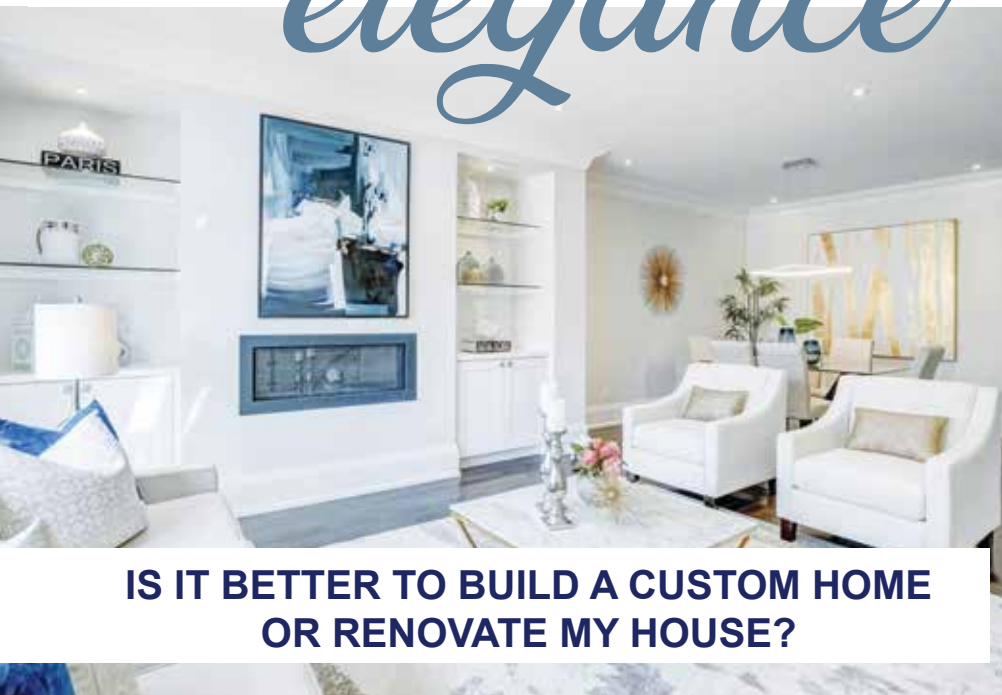
 mennonitefurniture.on.ca

 info@mennonitefurniture.on.ca

 MennoniteFurniture

 [mennonite_furniture](https://www.instagram.com/mennonite_furniture)

CUSTOM *elegance*



IS IT BETTER TO BUILD A CUSTOM HOME OR RENOVATE MY HOUSE?

This is a question we hear often, although there is no simple answer. The choice depends on several factors including, but not limited to; the overall condition of the existing home, local zoning by-laws, budget, and personal objectives (i.e. wanting a larger kitchen, open floor concept, or adding additional bedrooms or bathrooms), just to name a few. Another consideration is whether you and your family will be able to stay in the home during the construction, or will you need to move out? This may add to the financial impact. When going through the process, there is never one correct solution. Every project is unique and will have different objectives or challenges. Since 1989, the team at Ridgestone Homes has been working with homeowners to transform their dreams into reality.

What is a design-build firm and why is this beneficial?

When working with a design-build firm, both the design and construction functions are brought together as one. With this option, the homeowner manages a single contract with a particular entity. Everyone on the design-build team has the same goal, to successfully complete the project and ensure it meets or exceeds

the homeowners' expectations. When working with one entity, the design-build firm is accountable for the entire project. From planning and design all the way through to construction, the team works to provide a stress-free experience and they are committed to providing quality and excellence to each project!

What should I consider before hiring a design-build firm?

Undertaking the construction of a new home or undergoing a home renovation is no small job. The design process requires your ongoing feedback, but it doesn't stop there. During the construction stage, it is important that you have ongoing communication with your project manager to discuss the progress of the project and periodically schedule on-site visits to ensure the project is proceeding according to its schedule. The first step to ensuring a successful project is to select and hire the right team. We recommend starting out by looking at firms whose design and quality appeal to you. Ensure you ask if your budget is realistic for the project you have in mind or ask if they can provide any other suggestions to help get you achieve your overall goal. Ask for references and make



sure they are members of the local Home Builders' Association, and/or RenoMark members (if you are renovating). Also, if you are building a new home in Ontario, ensure the firm is registered with the Home Construction Regulatory Authority (formerly known as Tarion.) If they are not, this should be your first red flag. Ensure you get plans and detailed specifications to ensure you know exactly what you are getting. Most importantly, ask questions. - Ridgestone Homes, www.ridgestonehomes.ca

LUXURY HOMES & RENOVATIONS

A Builder You Trust from Basements to New Builds




One call does it all
UR HOME SERVICE

UR Home Service means just that. Your own service to fit your life style!

Specializing in chemical free cleaning, our service is built around the joy of taking care of others by making their living space a healthier and more enjoyable place to be.

We are a small family-run business with a great team of friendly, mature, experienced and dedicated cleaners who love and enjoy cleaning.

As part of our motto to make life easier for you, our service is personal, efficient and flexible.

CLEANING *

ORGANIZATION *

MEAL PLANNING *

MAINTENANCE *

STAGING *

Serving homes across the GTA. Book Today!
info@urhomeservice.ca (416) 356-0086

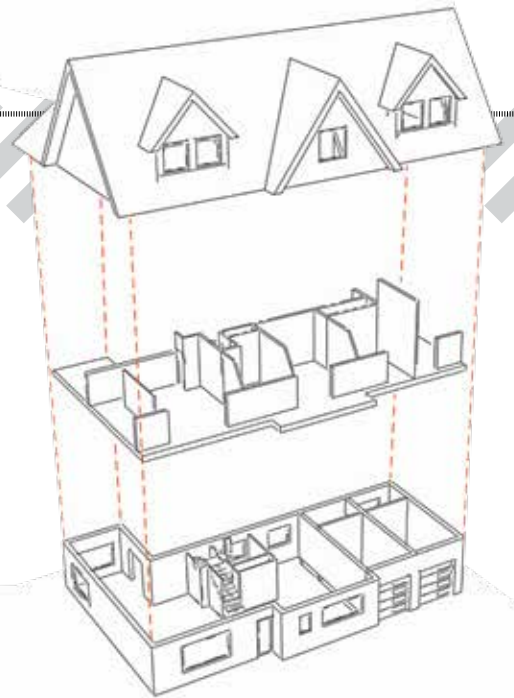
www.urhomeservice.ca



Teaching an OLD HOME NEW TRICKS



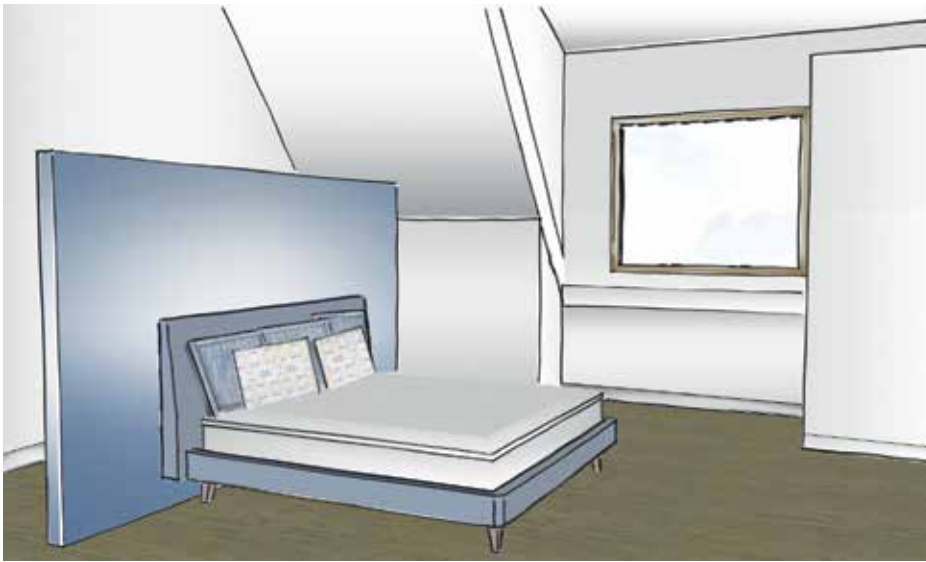
option 2



option 1



LOFT



before

Located on a quiet tree lined street in a very desirable neighborhood sits a typical, unassuming ranch-style bungalow. The home was perfectly proportioned for a family in the 60s and 70s, but the average contemporary family expects more out of their living space, and the new owners of this home were no exception. While they fell in love with the neighborhood, they recognized that the home would need to expand to meet the needs of their growing family.

The lot size afforded them the option to completely tear down the existing house and build new, but the homeowners wanted to respect the aesthetic, size, and scale of the homes in the neighborhood and did not want to build a "monster home" that would stick out like a sore thumb. So the challenge became how to grow the existing home.

The initial scheme involved creating a juxtaposition of the new and old by sliding in contemporary glass boxes into the existing home. However, following a review of the cost implications, the homeowners were advised to review an alternative that would provide better "bang for their buck."

The second scheme looks to remove the existing roof and rebuild it to accommodate higher ceilings on the ground floor and a loft space above for the bedrooms. This allows the ground floor to spread out to provide a generous kitchen with a breakfast nook, a dining table that opens onto a front patio with landscaping for privacy, and a large living room for entertaining.

Often times, the design process involves several iterations, especially when teaching old houses new tricks. And there is also time, money and patience needed to make

it through municipal approvals and the construction itself. However, this time and effort pays dividends once the family sits down for their first movie night in their new living room – knowing that it is a customized, tailored solution that has transformed their old home into their dream home. - Christine Hancock, Architect



PRO TIP

Engage your architect/designer early! They can help you quickly explore a few different options at a high level before committing to a design that matches the desired budget and aesthetics. This will save you time and money in the long run.

before



KITCHEN



this issue's **TRENDSETTERS**

A look inside the work and lives of some of the industry's most innovative thinkers.



Photo by HGTV Canada / Cineflix Productions

Randy SPRACKLIN



Third-generation builder, Randy Spracklin grew up in the woodworking industry with Saturdays spent watching his father build or fix up some old house, shed or custom woodworking project followed by watching episodes of *This Old House* and *The New Yankee Woodshop*. As a young adult, he dabbled in a variety of trades but was always drawn back to construction where he found excitement in the story behind each build or renovation project. In 2008, Randy took a risk and rebranded the family business with the goal to take the business to the next level. Newfound Builders now offers complete build and renovation services from brand new custom home builds to 200-year-old restoration projects throughout Newfoundland and Labrador.

Randy also created a second branch of the company, Newfound Woodshop, where you can find custom pieces to fit your project. You can stop by the woodshop and get that custom piece that you have been dreaming about, built from some new lumber or that 200-year-old lumber salvaged from a restoration project. Newfound Woodshop now offers a showroom where you can view custom pieces or watch the team in action through a large window into the workshop!

In 2018, Randy was approached by Cineflix Productions about participating in a show for HGTV Canada that would showcase the under-represented East Coast. Airing on HGTV in February of 2021, *Rock Solid Builds* follows Randy and his team as they battle the island's rugged terrain and notoriously harsh weather to pull off historic renos and jaw-dropping builds. Set against breathtaking views of 'the Rock,' it's a year-round labor of love as these proud islanders do whatever it takes to get the job done. There are plenty of laughs and pranks along the way. And from spectacular new homes on the coast to loving



restorations of centuries-old properties, Randy and his crew showcase the unique charm of living and working on the extreme eastern edge of North America.

CANADIAN HOME TRENDS What inspires you?

RANDY SPRACKLIN Working with old homes and old wood that comes from them inspires me. It's something about those old homes and the way they were built years ago. Here in Newfoundland, we were a fishing province and had a lot of master boat builders. A lot of those master boat builders built homes in the off-season. I find inspiration in bringing an old home back to life and keeping a piece of history alive.

CHT If you could have lunch with any one person in the world, who would you pick and why?

RS There are so many people I would like to sit down to lunch with to pick their brains, I wouldn't be able to pick just one. But I would love the chance to talk to my Grandfather again and see his thoughts on the company as it is today.

CHT What is your favorite room in your house?

RS If I had to pick one it would be the kitchen, but the part I love the most about our house is the backyard. We have 6.9 acres of trees and gardens. It's a great place for our two kids to grow up. - Newfound Builders, www.newfoundbuilders.com



Jill TURGEON

Jill Turgeon, an award winning professional home stager and founder of Simply Irresistible Interiors, credits her success in part to having previous experience as a real estate agent. This gives her unique insight because she is able to understand the agent's mindset and their challenges and goals as well as understanding how buyers and sellers think. As the first person to offer professional staging services in the Edmonton area, Jill recalls the early days back in 2003 where she used her own décor to stage homes! Today, her company offers flat rate packages based on the rooms being staged and brings in stunning, on-trend pieces from her warehouse to stage each project. This allows her to offer professional services with complete transparency and no surprise costs. Jill recently undertook a very challenging but rewarding venture, adding a retail division with her first store in Stony Plain, Alberta!

CANADIAN HOME TRENDS What is your favorite room in your house?

JILL TURGEON My bedroom. It is the most welcoming and comfortable space.

CHT Name one thing on your bucket list.

JT A hot air balloon ride on a beautiful vacation somewhere warm.

CHT If you could go back 20 years, what advice would you give your younger self?

JT I would first make sure I was in the same spot as my husband so we could meet 20 years sooner. I would also give myself advice on how to hire better, and to save profits first, as that was the best advice I have ever received in business.

- Simply Irresistible Interiors, www.stageandsell.ca

Helene VASSOS

Having worked 30 years in the non-profit healthcare sector, Helene Vassos was preparing to retire when the opportunity to open a cannabis store arose. Helene was excited at the opportunity to be involved in an evolving industry, as both, a woman and business owner and hit the ground running.

There is no precedent: no pre-established history of what works and what doesn't in the world of legal retail cannabis. As a retail operator, it seems that Helene is facing a new challenge literally every day – and the only path through is the one that she carves for her business. Facing everything head on is the way forward in this industry – especially now, amidst periods of immense uncertainty. It is an incredible challenge; but to help to establish the framework for legal cannabis across the province is also an incredibly rewarding (and humbling) experience according to Helene.

Canvas Cannabis opened its doors in Danforth in December of 2019 and Helene became the owner of Toronto's first female-led pot shop, a rarity in the male-dominated cannabis industry. The Mount Dennis location opened in May 2020 and a new location in Liberty Village opened in February 2021. In a highly regulated industry, what sets stores apart is the work that the owners put into the shopping experience. Helene wanted to capture a casual elegance and refined simplicity that embraces anyone of all legal ages, bringing a personal touch to the cannabis retail experience. Customers



can relax, take their time and acquaint themselves with products and services with the help of budtenders. They are knowledgeable and able to provide personal advice and assistance to each customer, even greeting regulars by name!

CANADIAN HOME TRENDS

Name one thing on your bucket list.

HELENE VASSOS I'd love to make time and pursue my interest in sketching and painting. Watercolors in particular. I would like to create a piece of art for each of my children. Painting was a passion of mine since I was young, but somehow I never took time from my busy work life to develop it further. I think it's time.

CHT What is your favorite room in your house?

HV The kitchen! I Love to cook, entertain and experiment with new recipes and herbs. Share a meal, share stories, exchange ideas, have a good laugh, or have a good cry - and not necessarily because I am peeling onions. - Canvas Cannabis, www.canvascannabis.ca



Act Fast

WATERPROOFING



**Act Fast to stop
water from entering
your home!**



Our basement waterproofing Toronto team has the knowledge and practical experience to help you protect your home from water penetration.

We have but one objective: drying up your basement or crawlspace . . . PERMANENTLY!

Price Match Guarantee Act Fast will match a competitor's quote for comparable services.

25 Year Transferable Warranties All ActFast® residential, multi-unit, commercial and industrial waterproofing solutions carry a 25 Year Transferable Warranty that can be passed on to an unlimited number of resale home buyers.

We have outstanding basement waterproofing service in Toronto options to choose from. When you're looking for award winning service that keep your basement dry, get in touch. Act Fast Waterproofing also looks after foundation crack repair. Our number one priority is making sure we stop water from entering your home.

Act Fast Waterproofing has one priority. To make sure that your crawlspace or basement is permanently dry. With over a quarter-century of Toronto basement waterproofing expertise, our dedicated team looks after basement and structural issues.

CONTACT US: 647-993-3466

www.actfastwaterproofing.ca

Alvin & Martha



Charmaign & Kevin



Paul & Alecia

Martha VOTH

Martha Voth is the matriarch behind the family-run-event-centre, Ashgrove Acres! Located just 20 minutes from the city of Winnipeg, Ashgrove Acres offers a rustic elegance with white ceiling draperies and beautiful chandeliers. Voted "One of Canada's Loveliest Venues" by Wedding Bells Magazine in 2018, the staff/family at Ashgrove Acres strives to help couples accomplish the vision they have for their special day. Living on the property, Martha is able to offer many extra conveniences to her couples to ensure their event goes smoothly including opening her home to the wedding party for an area to "chill" during the day, with access to a full kitchen, dining room and living room with a pool table.

CANADIAN HOME TRENDS If you could give a potential client just one piece of advice, what would it be?

MARTHA VOTH After every site visit that we conduct, we tell couples, "Have fun with your planning and don't let the little snags destroy your happiness for your special day."

CHT Name one thing on your bucket list.

MV I would love to travel to Tuscany.

CHT What is your favorite room in your house?

MV The living room because it's where family connections happen and amazing memories are made."
- Ashgrove Acres, www.ashgroveacres.com



Elsinore BLAS

Elsinore Blas found herself in a predicament in 2006. As a newly single mom, Elsinore needed to be able to furnish her home on a budget. The search for an affordable white vanity desk led to the discovery of a furniture paint made in the UK. Elsinore

ordered some paint and after painting her first piece, she was hooked. Before long, all the furniture in her home had been painted and she started to sell finished pieces on Craigslist, Kijiji and other online platforms. In 2012, Splash of Charm was registered and Elsinore began pursuing her passion full time. With 15+ years of experience behind her, Elsinore focuses on building long-lasting relationships with her clients. Splash of Charm offers French Inspired Finishes on custom jobs, creating a timeless look using glazes, distressing techniques and a variety of products. For those who are more hands-on, Splash of Charm also offers painting workshops through Paint Academy, including her exciting new Digital Kitchen Cabinet Painting Workshop where she walks participants through the process, offering tips and advice, keeping them motivated and helping them get the results they want... a beautiful, newly painted kitchen cabinet transformation! Splash of Charm is also a member of the Lionsgate Design Collection - an Award Winning Design Firm!

CANADIAN HOME TRENDS What inspires you?

ELSINORE BLAS I find inspiration in my ability to help clients transform their spaces and be part of my clients' significant milestones in life: new home, new baby, downsizing, etc. There's always excitement around these life changes and I get to be part of that.


CHT If you could give a potential client just one piece of advice, what would it be?

EB Contact me if you're thinking of painting or transforming your space - even in the slightest. I'll answer whatever questions you have. It's free and I will get you going in the right direction. - Splash of Charm, www.splashofcharm.ca



From Sea To Sea,
CANADA
 is The Place To
EXPLORE
 in 2021

@travelwithbside
 @bsidettravel
 www.bsidettravel.com
 (780) 938-6523
 heidi@bsidettravel.com



ARTISTRY STAINED GLASS

604-868-4770

www.stainedglassbc.com | Laurel2010@shaw.ca

Langley, B.C. | Canada

**INVEST IN A UNIQUE PIECE OF HEIRLOOM QUALITY,
 CONTEMPORARY DESIGNED ART GLASS!**

Enjoy stained glass art with a statement! These individually unique designs are handcrafted with superior craftsmanship exclusively by the upcoming artist...

Laurel Schellenberg.



John & Rosanne

JONAS

John and Rosanne Jonas pioneered the Mennonite Furniture brand, opening the first store of its kind to offer custom Mennonite furniture back in 1980.

Mennonite Furniture & Gifts offers quality, unfinished Mennonite-built furniture pieces but they also offer custom design services, an in-house interior decorator and a finishing room where your piece can be stained to the color of your choice or to match existing pieces you already own. Online sales and ordering options are also available.



The Jonas family motto is live every day to the fullest, love all, laugh always, and volunteer to help the less fortunate. This is something followed in both their personal and business lives. Over their 43 years together, they have worked on many community projects and fundraisers including one that raised over \$70,000 to help a young family purchase a wheelchair van to be able to transport their daughter! John and Rosanne are currently using their store to assist those in the community whose incomes were affected by Covid by providing a drop-off point. People can donate warm coats, hats, scarves and mittens to be given to people in need.

CANADIAN HOME TRENDS What advice would you give your younger selves?

JOHN AND ROSANNE JONAS Spend time with your family as they grow up so fast. We did spend a lot of time with our family, as Sundays were always our Family Day and we would always take holidays with our children every year. You can never have enough time with them. We are now spending time with our grandchildren, when we can.

CHT What is your favorite room in your home?

J&RJ Our favorite room in our house is the family room because it is where we do all our relaxing and entertaining. - Mennonite Furniture

www.mennonitefurniture.on.ca

Thirty years ago, Laurel Schellenberg received the gift of an introductory course on stained glass from her husband and fell in love with the process! After 33 years in a leadership role for a very large client service organization, Laurel was forced into early retirement by a severe illness. During her months of recovery, Laurel turned her attention to stained glass and spent countless hours, days, and months learning everything she could about the craft. As her skills improved, she was encouraged to market her work and Artistry Stained Glass was born.



Laurel

SHELLENBERG

Lauren has found her own niche in the marketplace, creating unique contemporary artwork utilizing antique and vintage glassware, coupled with rare art glass, some of which is no longer in production. There is a large movement in society, which is increasingly so with younger generations embracing recycling and repurposing. They are seeking to enhance our work or living environments with items that will withstand future generations. Artistry Stained Glass strives to use vintage and rare glassware that might otherwise be lost as time goes by. A client can even provide their own heritage glassware to be incorporated into a piece, creating and maintaining a memory or a piece to pass on to future generations.

CANADIAN HOME TRENDS

What inspires you?

LAUREL SCHELLENBERG

The ability that we have to create, enjoy and share art

forms. At this time, the world is troubled and art can be a medium of expression and discovery and allow the viewer to see things from a different perspective. We respond to color, texture and images which can refresh and renew the mind and spirit.

CHT What is your favorite room in your home?

LS My Studio! It has been set-up beautifully by my husband. All the tools and work surfaces allow for creativity and calm.

CHT What advice would you give to your younger self?

LS Allow yourself to give more time and energy to creative endeavors! True balance in life comes when both body and mind seek and find structure, as well as opening ourselves to create without fear. Do not fear failure, as our greatest learnings come when things don't always turn out as we had hoped. Keep creating, and learning! - Laurel Schellenberg, www.stainedglassbc.com



The
Safe Solution
For
Scientific
Sunburn
Sun Sensitivity
and Post-skin
Cancer Suncare



THREE CHEESE *pierogi frittata*



INGREDIENTS

1	package Perfect Pierogies Spinach and Feta pierogies
6	large eggs
1/2 cup	milk
1 tsp	oregano
1 tsp	black pepper
1/2 tsp	chili powder
1/2 tsp	salt
1/2 cup	old cheddar, grated
1/2 cup	green onions, chopped
3/4 cup	cooked mushrooms
1/2 cup	parmesan, grated
1/2 tsp	paprika
1/4	fresh dill, chopped

DIRECTIONS

Preheat oven to 400° F.

Cook pierogies according to package instructions. Drain well, set aside.

In a large bowl, combine eggs, milk, oregano, black pepper, chili powder, salt and cheddar. Mix well, then add in green onions and mushrooms.

Spray a 9-inch springform pan with nonstick spray. Add three tablespoons of egg mixture to bottom of pan. Arrange cooked pierogies inside pan. Top with remaining egg mixture.

Sprinkle with parmesan and paprika.

Bake for 22 to 24 minutes or until centre is set.

Remove from oven and let rest 10 minutes before removing springform pan. Top with chopped dill. Serve with crusty bread for breakfast or with a green salad for lunch or a light supper.

Note This recipe can easily be made in an 8 x 8 baking pan or large pie dish.

Creative...



...before the cooking even begins!



The KitchenAid commercial-style range is made to keep up with your potential. Now with nine thoughtful colours, it's time to express yourself in a whole new way.

With innovative performance features such as the Even-Heat™ True Convection that allows you to heat up and hold the perfect temperature, 20K BTU Ultra Power™ Dual-Flame Burners that provide versatile precision as high or low as you need to go, and connected technology that means you can command the oven hands-free via Google Assistant and the KitchenAid™ App, the KitchenAid Commercial-Style Range allows passionate cooks to unleash their creativity.

VISIT [KITCHENAID.CA](https://www.kitchenaid.ca) FOR MORE DETAILS!



 @kitchenaid_ca

KitchenAid®

What is spatchcock chicken?

To spatchcock a chicken, or butterfly it, means removing the backbone, opening it up and flattening it. This reduces the cooking time significantly and allows the whole bird to be cooked in different ways, such as grilling, smoking, or pan frying. It's also great for lunch or dinner, any day of the week. In this recipe, the vegetables are cooked along with the bird, in the same pan. This makes not only for easy preparation, but easy cleanup as well.

CHICKEN INGREDIENTS

4-5 lb whole chicken **
1 tsp sea salt
1 tsp black pepper

COMPOUND BUTTER INGREDIENTS

1/4 cup butter, softened to room temp
1 Tbsp. olive oil plus more to drizzle
2-3 Tbsp. finely chopped poultry mix herbs* (thyme, rosemary, parsley, sage)
1 tsp minced garlic
1/2 lemon, zest
1 tsp chili powder (optional)
Pinch salt
Pinch black pepper

VEGETABLES INGREDIENTS

1 lb baby potatoes, scrubbed and cut in half
8 oz brussels sprouts trimmed and halved
2-3 carrots peeled, cut (same size as the potatoes)
2-3 parsnips peeled and cut (same size as the potatoes)
2 tsp cumin
olive oil
salt and pepper to taste



CHEF ROB



Recipe by Rob Thomas
www.chefrob.ca

SHEET PAN SPATCHCOCK CHICKEN AND VEGETABLES

COMPOUND BUTTER DIRECTIONS

In a small mixing bowl, combine the flavored butter ingredients. Mash with fork for a couple of minutes until lemon juice is mostly incorporated into butter.

CHICKEN DIRECTIONS

Place chicken breast-side down with the wings/neck facing towards you. To remove the spine, use kitchen shears or a chefs knife to cut through the ribs right next to the spine along both sides. Open the rib cage and use a knife to score down the sternum. Season with salt and pepper.

Flip the chicken breast side up and set on parchment-lined, rimmed baking sheet. Push firmly to lay completely flat. Use your

thumbs to separate the skin from the meat over breast, thigh and drumstick areas. Spread 2/3 of compound butter under the chicken skin and spread remaining butter all over the chicken.

VEGETABLES DIRECTIONS

Place prepared vegetables in a large bowl, toss with olive oil, season with salt, pepper and cumin. Bake uncovered at 400°F for 45 minutes or until instant read thermometer reads 160°F when inserted into thickest part of chicken breast. Remove from oven and rest uncovered for 10 minutes on a cutting board before serving.



PRO TIPS

*Most grocery stores have mixed packages of herbs called Poultry mix/blend

**Let the chicken sit at room temp for 30 minutes for even baking and preheat oven to 400 °F.



Our **NEW VEGAN**

Cheddar & Dill Perfect Pierogi is here!

100% VEGAN

FULLY COOKED

ALL REAL INGREDIENTS
no powders, flakes or additives!



For more information contact:
James Aitkenhead, CEO | 204.268.2203
perfectpierogies@mts.net | PerfectPierogies.com

*You can taste the
love in every bite!*



MANITOBA WEDDINGS & MORE

A PERFECT BLEND OF RUSTIC ELEGANCE

The Acres is the quintessential setting for amazing memories that incorporates chic elements nestled in the charm of the country. The entire yard is available for creating the perfect photo with your choice of beautiful outdoor vignettes.

Relax & enjoy the outdoors with a large open green space that has a play structure perfect for the kids!

Photo: Mackenzie Jansen Photography

Photo: Michael Skora Photography

info@ashgroveacres.com | www.ashgroveacres.com

 @ashgroveacres

 @ashgroveacres305
#ashgroveacres

TIPS + *tricks*

TRAVEL IN THE YEAR 2021



Equity Loans

Home improvement projects are both exciting and rewarding. Imagine getting the kitchen of your dreams, or upgrading the outside deck, or maybe finally finishing the basement the way you've always wanted. So many possibilities. The best part is that it can be a great investment that increases the value of your home, which is why so many homeowners choose to use the equity in their home to pay for it. A home equity loan is designed specifically for homeowners, can be obtained completely online, and be used for any purpose, including your next home improvement project! You can use Smarter Loans to find the best home equity loan providers in Canada. - Smarter Loans, www.smarter.loans/home-equity/



2021 was supposed to be the year that everything got better, that we could once again see our friends, visit family, and travel the world. With the mutations of the COVID-19 virus and the slow roll-out of the vaccine, it doesn't seem to be shaping up that way. Before the latest restrictions imposed by the federal government, it was possible to get out of the country on a vacation and at a great price. Resorts in the Caribbean and Mexico were open for business with a plethora of safety initiatives enhancing their services. Some may not agree with traveling at this time but the percentage of COVID-19 cases arising from travel has been a very small percentage of the total number of cases thus far.

With the legislation stating that every inbound traveler over the age of four must have a negative PCR (polymerase chain reaction) test within 72 hours of their flight's scheduled departure, I can't see many people being able to afford the extra costs. Most testing in destination is currently around \$250 USD per person, so a family of four would have an extra \$1000 to pay out. Plus, if the country doesn't have the testing available, the traveler(s) must report to a designated federal quarantine facility and stay for fourteen days.

At this time, the best we can hope for is confirmation that the available vaccines will be effective on the mutated viruses and that a faster, more efficient roll-out of the vaccines will begin soon. If all goes as planned, most people should have received their vaccinations by the fall.

Keep your head up - the prospect of a winter vacation at the end of this year is still something we can look forward to. - B-Side Travel, www.bsidestravel.com

Small Space Tips



In this small kitchen, it's the little details that make all the difference, both in function and style! Ceiling height cabinetry and a large island offer plenty of storage and work space. The island offers built-in electrical and subtle color contrast with panel details that mimic the wainscoting on the wall for a sophisticated touch. An extra large pantry/spice kitchen offers additional work and storage space as well.

- AlleyLane Home Construction & More, www.alleylane-homes-construction-more-ltd.business.site

WALLBEDS ONLINE

"Your Hidden Comfort"




8-70 HANLAN RD. WOODBRIDGE, ON, L4L 3P6

(416)795-4607

wallbedsonline.com

  @wallbedsonline

 Wallbeds Online

Rawluk & Robert

CHARTERED PROFESSIONAL ACCOUNTANTS

TAKE A PROACTIVE APPROACH TO YOUR FINANCIAL NEEDS.



WE PROVIDE FINANCIAL PEACE OF MIND

226 St. Mary's Road
Winnipeg, MB R2H 1J3
Telephone: (204) 237-6053
www.accountants.mb.ca
admin@accountants.mb.ca



CPA

CHARTERED
PROFESSIONAL
ACCOUNTANTS

SERVICES

- Audits, Reviews, and Compilation
- Estate and Trust Planning and Tax Preparation
- Bookkeeping/Write-up
- Computer Consulting
- Tax Services
- Accounting Services
- Financial Statements
- Accounting Software Selection and Implementation
- Consulting services

Linked   

TIPS + tricks



ASK AN ACCOUNTANT

WHAT IS TAX DEDUCTIBLE WHEN WORKING FROM HOME?

Working from home has increased in popularity this year though this new movement comes with new expenses for employees. Some of these expenses are reimbursed by their employer, and some are not.

After much discussion for most of the year, CRA finally released some temporary new rules aimed to support people trying to stay safe at home.

If you spent more than 50% of your time working at home for at least four consecutive weeks in 2020 due to the Covid-19 pandemic, you may be eligible to claim a deduction.

There are two calculation methods to determine your possible deduction:

The detailed calculation method requires form T2200 be completed and signed by the employer. A new shortened pandemic version is available. With this version, all



home office expenses would be prorated based on home office use.

A temporary flat rate method can be used and form T2200 will not be necessary. Using this flat rate method, you can claim \$2 per day for each day worked at home up to a maximum of \$400 (i.e. 200 days).

CRA also announced that internet access costs will be an eligible expense, but only if the detailed calculation approach is used.

- Eric Robert, Rawluk & Robert Chartered Professional Accountants, www.accountants.mb.ca



FINANCIAL PLANNING: THE THREE-LEGGED STOOL

We are living in unprecedented times. A time filled with uncertainty, heightened anxiety, and stress. Given COVID, people's priorities have changed, and they have had to adapt almost overnight to a whole new world. Despite these changes, the three biggest risks to your financial well-being in the future remain the same: you live too long, you die too soon or you face a major medical event. Most Canadians do not have a solid financial plan. In fact, 45% are relying on the value of their home to fund retirement and 49% have no idea how much money they will need to retire!

To prepare for these risks, we look at your financial plan as if it were a three-legged stool. The first leg represents retirement savings (RRSPs, pensions), the second represents financial security in the event of death (life insurance) and the third represents financial security in the event of a major health event (disability insurance, critical illness). You might have one or two of these in place, but many people do not consider all the important elements when it comes to putting a plan in place. Your financial plan is strongest, and most supportive, when it has all 3 risks planned for (much like the stool).

For those looking to build a more secure financial plan, segregated funds can help! A segregated fund is an investment that is similar to a mutual fund. The main difference is that it offers a guarantee upon death and sometimes at fund maturity. For those worried about what they will leave behind, segregated funds maximize inheritance to loved ones. Segregated funds bypass probate, thereby reducing costs associated with probate/executor fees/legal fees, and payment of death benefit is paid to beneficiaries within days. For those worried about having enough for retirement, segregated funds produce upside growth potential with downside protection if markets drop. Segregated funds have principal guarantees which protect your money from market volatility and offer the ability to lock in market gains, once markets increase, thereby increasing guaranteed amount earmarked for loved ones. For small business owners worried about the possibility of facing bankruptcy in the future, segregated funds are an insurance product and so personal assets may be protected in the event of bankruptcy. - Mark Freedman Insurance Advisor, www.markfreedmaninsurance.com

WHAT'S THE #1 QUESTION IN REAL ESTATE?

Strolling down the street, getting groceries, hiking mountains, prospecting, working out, even while banking, it doesn't matter where I go, everyone wants to know the same thing. HOW'S THE MARKET? My default response to this question is always to ask if they are buying or selling. When people ask this question, what they are really wanting to know is how do the current market conditions affect their life if they are buying or selling.

While markets have their ups and downs, the state of the market is simply a reflection of your own needs as a buyer or as a seller. In either case, it is important to have your goals clearly defined. This will allow you to look at the market from an objective point of view and decide how to use it to your advantage and mitigate risk. It is important to have a plan and to work with a capable realtor who can help you navigate the process, stay on track and see the big picture so that you can reach your goal.

In my video, Max Net Profit (GeoffPershick.com/max-net-profit), I share the key strategy to get the max profit from the sale of your home and protecting yourself from offers that fall apart or last minute surprises that can diminish the selling price of your home. At the end of the day, it all comes down to providing peace of mind for your buyers. Watch the video today to learn how we can help you create that peace of mind for you and your buyer! - EXP Realty, www.geoffperschick.com





ALLEY LANE
HOMES
 CONSTRUCTION & MORE LTD.
778.320.5471
 alleylanehomes@gmail.com



www.oxygencures.com

Protect Yourself with 98% Oxygen - GET IT IN MINUTES
 BETTER HEALTH ON THE FIRST BREATH

IT'S FREE, IT'S EASY, IT STARTS IN SECONDS.



Download Zoom & Scan QR Code



In 25 min. with improved blood flow hand appears 20 years younger and warm to the touch



Anna in 12 mths stunning results with cancer & MG



In 2 wks high b/p gone, 2 mths heart problem gone, 4 mths diabetes gone, 6 mths high chol. gone, 1 yr. lost 30 lbs.



In 4 min. swelling/dyscoloration gone



Every Sunday
1:00 p.m.

and many more!



natural cleaners

Non-toxic cleaners are a great choice for both the environment and your health! Non-toxic cleaners are safe for children and pets and help to keep the air in your home cleaner.

LEMONS are a natural anti-bacterial that can be used to remove stubborn stains, refresh wooden cutting boards, deodorize your fridge and more.

EUCALYPTUS is great for cleaning the air and is beneficial to those with allergies. You can grow your own eucalyptus indoors or diffuse eucalyptus essential oils.

VINEGAR makes a great natural and safe anti-septic and can be used to clean many items including floors, sinks, pots and pans, microwaves, coffee makers and more. - UR Home Service - www.urhomeservice.com



MAGIC PAIN relief

Everyday in my clinic, I see marveled faces of my patients with their excruciating pain gone within seconds after I inserted a few needles into their body. They quickly say "This is magic!?" I always reply, "there is nothing magical about those tiny needles, and I don't have a golden touch. It is the self-healing power of your own body, evoked by needles, that magically took your pain away within seconds."

Looking for a natural cure for pain or other suffering? Acupuncture can help and you can expect to feel instant pain relief within 10 seconds (in 90% of cases) no matter where the pain is. For long term results, you can expect permanent relief of aches and pains in 4 to 10 treatments. Best of all, it's not just for pain. Your anxiety, constipation, gastric reflux, allergies, arthritis, fibroid, and post-stroke sequelae could be naturally cured or alleviated within 1 to 6 months of ongoing treatment.

Just as nature created your body, it also encoded magic self-healing power into it. The question is, how can you quickly and effectively take advantage of that magic self-healing power for your particular ailment? Acupuncture needles will evoke your body's own natural pain-relief and anti-inflammation hormones (endorphin, serotonin and dopamine) to instantaneously take effect targeting your particular ailment as the natural healing in your body kicks in. - Brook Cheng R.Ac. Ph, D, www.greennatureacupuncture.com

MIRACLE OF oxygen



50 years ago, I used to go scuba diving and free diving in the Caribbean. The divers would build up their body's oxygen level to enable them to stay underwater for minutes. They experienced dramatic improvement in their health after a few hours of diving and the effects lasted for 24 to 48 hours.

I have AFib and genetically high cholesterol. Seven years ago, my heart required electric paddles to return to a normal beat. After that dramatic experience I decided to try the divers' high oxygen breathing as a daily practice. To my amazement my heart problem stopped on the first day and I haven't had to return to my doctor or the hospital for 7 1/2 years. My lifetime of high cholesterol also went down to normal. That was the beginning of many miracles. The power of increasing your oxygen level can produce amazing results. - Bill Allen, Oxygen Cures, www.oxygenures.com





CANVAS

A Boutique Retail Cannabis Experience

www.canvascannabis.ca

DANFORTH
730 Danforth Ave

LIBERTY VILLAGE
Coming February 2021

MT. DENNIS
1285 Weston Rd

Relax and Enjoy Life with The Massage Pro.
Technology For Life.


The Massage Pro
™ Technology For Life.



Chantalle McDonald
The Massage Pro

🏠 10 Abbott Court #201 Brantford, ON, N3S 0E7
☎ 519-756-5050
📠 519-865-2550
🌐 www.themassagepro.com
✉ chantalle@themassagepro.com



HOW TO ATTRACT YOUR IDEAL TARGET BUYERS TO PAY TOP DOLLAR FOR A SMALL CONDO



Have you ever heard someone say that as soon as they entered a home they knew it was the one for them? Well there are a few highly effective things we do as professional stagers to get you top dollar when selling your condo by making a buyer feel just that. Plus, we look at your condo with the eye of the camera lens in mind. A subtle difference, yet an important distinction from what you see every day in your home. What will buyers see and from what angle? This allows us to capture the value points in your condo to create more value and a higher sale price.

USE CONDO SIZED FURNITURE! This means no puffy, large, over scale furniture that takes up too much space. Use a sofa in a light color along with a light colored area rug to reflect the light in the condo creating a more open looking space. Add open base coffee and end tables with reflective legs and glass tops to create the illusion of more space.

IF YOU ARE LIVING IN YOUR CONDO while it is for sale, organize all your closets with only the items you will need for the next 90 days. Closets should only be 70-80% full.

USE CONSISTENT, LIGHT COLORS THROUGHOUT the small space. In this condo we used light blue, light gray, cream and white. The buyer does not see a jolt of color stopping their eye when they are first scanning the condo. Their eye travels around the room without stopping. This creates a feeling of a larger space for them to live in. We always suggest painting a light neutral wall color as well.

CREATE A WORK AT HOME SPACE to showcase even more value in your condo than the other condos buyers are looking at. If you have a one bedroom + 1 condo, stage with a bed and desk in the room to show more value in your condo. If the second room is really narrow and more of a storage space you can stage it as a work from home space.

WORK WITH PROFESSIONAL LISTING PHOTOGRAPHERS who can capture the attention of buyers online with their photographs, videos and 3D tours. Online listing photos are the "curb appeal" that gets buyers to put your property on their must see list. Buyers look at listing photos on their phone in the same way they look at images on Instagram: 3 seconds per picture, 5 swipes and they are gone if they don't see something that catches their attention. Buyers are making a lifestyle decision with their next purchase, so make sure your condo creates that feeling for them. Professional staging is always less than your first price reduction. - Michelle Finnamore Interiors, www.finnamoreinteriors.com

kitchen staging



The kitchen is the heart of the home and is often the room that can make the biggest impact on a potential buyer's opinion of your home. Here are a few simple things you can do before a viewing to ensure your kitchen shows well!

UPDATE HARDWARE AND FIXTURES If your cabinetry is in good shape, simply adding updated lighting and hardware can give your kitchen a fresh, modern feel!

DECLUTTER Remove everything off the countertops except for just a few essentials. This helps to make your kitchen feel larger and emphasizes available workspace.

FRESH HERBS Add a pot or two of fresh herbs to bring a touch of life into your kitchen.

ADD A POP OF COLOR The all white kitchen is still the most popular - but it's also unremarkable. Pick a single color and add a few accessories in that color. This pop of color will help your kitchen stand out and be more memorable to potential buyers.

CLEAN INSIDE AND OUT Clean and declutter inside the fridge, cupboards, pantry and oven. Buyers will look! - Karolina Beccue, The Staging Shop, www.thestagingshop.ca

NOBU · ting

www.nobuandting.ca

HANDMADE PREMIUM BEESWAX WRAPS.

Replace single-use plastic wrap with our wraps. Help the environment without sacrificing quality and aesthetics. #ecoprettytruth



info@nobuandting.com | @nobuandting

Distinct Interior Design

Creating Distinct Interiors With Lasting Impressions



Edmonton, AB / 780.885.7758
www.distinctinteriordesign.ca



COMMON
HOUSE
Studio

WE CREATE BEAUTIFUL PLANTERS

At Common House Studio, we offer a selection of modern planters for your home. Designed in the heart of Niagara, Ontario, our planter pots are lightweight, made from the highest quality materials and are hand painted with love. Each and every planter is unique.

www.commonhousestudio.ca



@commonhousestudio



Common House Studio

THE STAGING SHOP

The place where your home sale needs come first



SERVING GREATER VANCOUVER AREA, LANGLEY, SURREY & WHITE ROCK

THESTAGINGSHP1@GMAIL.COM

www.TheStagingShop.ca



Natural Skincare with Sea Buckthorn & Honey
Small Batch Production with Quality Natural Ingredients
Paraben Free | Phthalate Free | Petroleum Free | Cruelty Free
Proudly Made in Canada



1-866-795-5139



Info@beebytheSEA.com



www.beebythesea.com



beebytheSEAprouds



Glen
PELOSO

www.glenpeloso.com

kitchen trends

Warm Color While white and off white cabinetry remain the predominant choice, warm white and soft grays are becoming a more common choice over the more clinical feeling cooler whites. Adding a bit of color by selecting various shades of blue, green or gray for the island is a great way to add character and depth to the kitchen as well!

Disappearing Triangle The traditional idea of the “kitchen triangle” has less merit now. Kitchen Islands are often part of the design now and they act as a drop spot

between the elements. As the kitchen takes up a larger footprint of the floor plan, those elements can spread out now. The island is also becoming larger to function as both a dining table and prep area when previously it was a breakfast bar.

Induction is King Induction cooking has become much more popular and items like invisacook place the cooking under the counter so there’s nothing to be seen at all; you simply put the pot on the countertop to cook. New kitchens often include the traditional fridge, stove and dishwasher

along with a steam oven, a wine fridge and a built-in microwave drawer to free up counter space.

Connected Kitchens Smart kitchens are growing in popularity with many features including the fridge, oven, cook tops, lighting, heating and more controlled by an app which can help to turn things off or on, warn you if things need to be stirred, alert you if doors are open or even suggest meal plans based on what you have on hand in the fridge.

The Hidden Kitchen The general trend being seen in kitchens from the international markets, is not to see them! They are hidden behind doors to make the entire kitchen look like pantries. This may be driven by smaller spaces or the open concept multifunctional spaces, but being able to hide the kitchen completely is something we see more and more. Instead we walk into “the dining room” and we discover the kitchen.

Seamless Flooring Hardwood floors in the kitchen are much more popular than ever before. The construction of the floor is more suited to kitchens and the worry for water damage is no longer a problem because the varnishes and baked in lacquers just don’t allow the water into the wood grain. The continuation of flooring based on the open concept floor plans makes the house feel better.



ideas WE LOVE

This kitchen was designed to take full advantage of the beautiful view of Lake Ontario while also providing plenty of seating for entertaining. A skylight over the main island opens up the space with plenty of natural light while keeping the views completely unobstructed! - Lionsgate Design
www.lionsgatedesign.ca

QUICK AND EASY SURFACE REFINISHING

Bodaq
INTERIOR FILM



USE **Bodaq** for all of your **DESIGN** ideas

WOOD

**STONE
& MARBLE**

METAL

FABRIC

LEATHER

HYUNDAI

L&C

450+ PATTERNS
TO CHOOSE FROM

Bodaq
INTERIOR FILM

bodaq.com | info@bodaq.com

204 CONTAINER HOMES

"ITS ALWAYS CONTAINER POOL SEASON"

135 #3 Oakland Road Oak Bluff
Manitoba Canada
204containerhomes@gmail.com
204-229-6202



**10 YEAR WARRANTIES ON ALL
OF OUR POOLS AND POOL
COMPONENTS**

**FULLY CUSTOMIZABLE | FLEXIBLE FOUNDATION | SCALABLE
STACKABLE | 1-5-10 YEAR COVERAGE | FINANCING AVAILABLE**

We build modern, contemporary shipping container homes & pools. It can be used as a family home, a rental suite, office, guest house, cabin or cottage, multi-unit apartment complex and much more!